

(12) INTERNATIONAL APPLICATION PUBLISHED UNDER THE PATENT COOPERATION TREATY (PCT)

(19) World Intellectual Property Organization  
International Bureau



(43) International Publication Date  
24 October 2002 (24.10.2002)

PCT

(10) International Publication Number  
WO 02/083628 A1

(51) International Patent Classification<sup>7</sup>: C07C 275/40,  
311/08, C07D 213/79, 213/79, 213/81, 239/34, 265/32,  
309/36, A61K 31/17, 31/18, A61P 9/04, 17/06, 19/02,  
19/10

P.O. Box 368, Ridgefield, CT 06877 (US). **MUELLER, Kristen**; c/o Boehringer Ingelheim Pharmaceuticals, Inc., 900 Ridgebury Road, P.O. Box 368, Ridgefield, CT 06877 (US). **REGAN, John, Robinson**; c/o Boehringer Ingelheim Pharmaceuticals, Inc., 900 Ridgebury Road, P.O. Box 368, Ridgefield, CT 06877 (US).

(21) International Application Number: PCT/US02/08504

(22) International Filing Date: 21 March 2002 (21.03.2002)

(74) Agents: **RAYMOND, Robert, P.** et al.; c/o Boehringer Ingelheim Corporation, 900 Ridgebury Road, P.O. Box 368, Ridgefield, CT 06877 (US).

(25) Filing Language: English

(26) Publication Language: English

(81) Designated States (*national*): AE, AU, BG, BR, BY, CA, CN, CO, CZ, EC, EE, HR, HU, ID, IL, IN, JP, KR, KZ, LT, LV, MX, NO, NZ, PL, RO, RU, SG, SI, SK, UA, UZ, VN, YU, ZA.

(30) Priority Data:  
60/283,642 13 April 2001 (13.04.2001) US

(71) Applicant: **BOEHRINGER INGELHEIM PHARMACEUTICALS, INC.** [US/US]; 900 Ridgebury Road, P.O. Box 368, Ridgefield, CT 06877 (US).

(84) Designated States (*regional*): European patent (AT, BE, CH, CY, DE, DK, ES, FI, FR, GB, GR, IE, IT, LU, MC, NL, PT, SE, TR).

(72) Inventors: **CIRILLO, Pier, F.**; c/o Boehringer Ingelheim Pharmaceuticals, Inc., 900 Ridgebury Road, P.O. Box 368, Ridgefield, CT 06877 (US). **GOLDBERG, Daniel, R.**; c/o Boehringer Ingelheim Pharmaceuticals, Inc., 900 Ridgebury Road, P.O. Box 368, Ridgefield, CT 06877 (US). **HAMMACH, Abdelhakim**; c/o Boehringer Ingelheim Pharmaceuticals, Inc., 900 Ridgebury Road, P.O. Box 368, Ridgefield, CT 06877 (US). **MOSS, Neil**; c/o Boehringer Ingelheim Pharmaceuticals, Inc., 900 Ridgebury Road,

**Published:**  
— with international search report  
— before the expiration of the time limit for amending the claims and to be republished in the event of receipt of amendments

For two-letter codes and other abbreviations, refer to the "Guidance Notes on Codes and Abbreviations" appearing at the beginning of each regular issue of the PCT Gazette.



WO 02/083628 A1

(54) Title: 1,4-DISUBSTITUTED BENZO-FUSED COMPOUNDS

(57) Abstract: Disclosed are novel 1,4-disubstituted benzo-fused compounds wherein G, X, L, Q, n and Y are defined herein. The compounds are useful in pharmaceutical compositions for treating diseases or pathological conditions involving inflammation such as chronic inflammatory diseases. Also disclosed are processes of making such compounds.

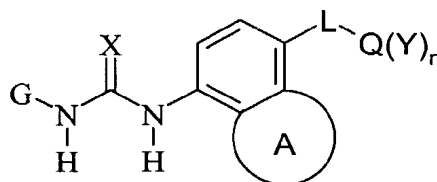
## 1,4-disubstituted Benzo-fused Compounds

### RELATED APPLICATION DATA

- 5 This application claims benefit to US provisional application no. 60/283,642 filed April 13, 2001.

### TECHNICAL FIELD OF THE INVENTION

- 10 This invention relates to novel 1,4-disubstituted benzo-fused compounds of formula(I):



(I)

- 15 wherein A, G, X, L, Q and Y of formula(I) are defined below. The compounds of the invention inhibit production of cytokines involved in inflammatory processes and are thus useful for treating diseases and pathological conditions involving inflammation such as chronic inflammatory disease. This invention also relates to processes for preparing these  
20 compounds and to pharmaceutical compositions comprising these compounds.

### BACKGROUND OF THE INVENTION

- 25 Tumor necrosis factor (TNF) and interleukin-1 (IL-1) are important biological entities collectively referred to as proinflammatory cytokines. These, along with several other related molecules, mediate the inflammatory response associated with the immunological recognition of infectious agents. The inflammatory response plays an important role in limiting and controlling pathogenic infections.

Elevated levels of proinflammatory cytokines are also associated with a number of diseases of autoimmunity such as toxic shock syndrome, rheumatoid arthritis, osteoarthritis, diabetes and inflammatory bowel disease (Dinarello, C.A., *et al.*, 1984, *Rev. Infect. Disease* 6:51). In these diseases, chronic elevation of inflammation exacerbates or causes much of the pathophysiology observed. For example, rheumatoid synovial tissue becomes invaded with inflammatory cells that result in destruction to cartilage and bone (Koch, A.E., *et al.*, 1995, *J. Invest. Med.* 43: 28-38). An important and accepted therapeutic approach for potential drug intervention in these diseases is the reduction of proinflammatory cytokines such as TNF (also referred to in its secreted cell-free form as TNF $\alpha$ ) and IL-1 $\beta$ . A number of anti-cytokine therapies are currently in clinical trials. Efficacy has been demonstrated with a monoclonal antibody directed against TNF $\alpha$  in a number of autoimmune diseases (Heath, P., "CDP571: An Engineered Human IgG4 Anti-TNF $\alpha$  Antibody" IBC Meeting on Cytokine Antagonists, Philadelphia, PA, April 24-5, 1997). These include the treatment of rheumatoid arthritis, Crohn's disease and ulcerative colitis (Rankin, E.C.C., *et al.*, 1997, *British J. Rheum.* 35: 334-342 and Stack, W.A., *et al.*, 1997, *Lancet* 349: 521-524). The monoclonal antibody is thought to function by binding to both soluble TNF $\alpha$  and to membrane bound TNF.

A soluble TNF $\alpha$  receptor has been engineered that interacts with TNF $\alpha$ . The approach is similar to that described above for the monoclonal antibodies directed against TNF $\alpha$ ; both agents bind to soluble TNF $\alpha$ , thus reducing its concentration. One version of this construct, called Enbrel (Immunex, Seattle, WA) recently demonstrated efficacy in a Phase III clinical trial for the treatment of rheumatoid arthritis (Brower *et al.*, 1997, *Nature Biotechnology* 15: 1240). Another version of the TNF $\alpha$  receptor, Ro 45-2081 (Hoffman-LaRoche Inc., Nutley, NJ) has demonstrated efficacy in various animal models of allergic lung inflammation and acute lung injury. Ro 45-2081 is a recombinant chimeric molecule constructed from the soluble 55 kDa human TNF receptor fused to the hinge region of the heavy chain IgG1 gene and expressed in eukaryotic cells (Renzetti, *et al.*, 1997, *Inflamm. Res.* 46: S143).

IL-1 has been implicated as an immunological effector molecule in a large number of disease processes. IL-1 receptor antagonist (IL-1ra) had been examined in human clinical trials. Efficacy has been demonstrated for the treatment of rheumatoid arthritis (Anril, Amgen). In a phase III human clinical trial IL-1ra reduced the mortality rate in patients with septic shock syndrome (Dinarello, 1995, *Nutrition* 11, 492). Osteoarthritis is a slow progressive disease characterized by destruction of the articular cartilage. IL-1 is detected in synovial fluid and in the cartilage matrix of osteoarthritic joints. Antagonists of IL-1 have been shown to diminish the degradation of cartilage matrix components in a variety of experimental models of arthritis (Chevalier, 1997, *Biomed Pharmacother.* 51, 58). Nitric oxide (NO) is a mediator of cardiovascular homeostasis, neurotransmission and immune function; recently it has been shown to have important effects in the modulation of bone remodeling. Cytokines such as IL-1 and TNF are potent stimulators of NO production. NO is an important regulatory molecule in bone with effects on cells of the osteoblast and osteoclast lineage (Evans, *et al.*, 1996, *J Bone Miner Res.* 11, 300). The promotion of beta-cell destruction leading to insulin dependent diabetes mellitus shows dependence on IL-1. Some of this damage may be mediated through other effectors such as prostaglandins and thromboxanes. IL-1 can effect this process by controlling the level of both cyclooxygenase II and inducible nitric oxide synthetase expression (McDaniel *et al.*, 1996, *Proc Soc Exp Biol Med.* 211, 24).

Inhibitors of cytokine production are expected to block inducible cyclooxygenase (COX-2) expression. COX-2 expression has been shown to be increased by cytokines and it is believed to be the isoform of cyclooxygenase responsible for inflammation (M.K. O'Banion *et al.*, *Proc. Natl. Acad. Sci.U.S.A.*, 1992, 89, 4888.) Accordingly, inhibitors of cytokines such as IL-1 would be expected to exhibit efficacy against those disorders currently treated with COX inhibitors such as the familiar NSAIDs. These disorders include acute and chronic pain as well as symptoms of inflammation and cardiovascular disease.

30

Elevation of several cytokines have been demonstrated during active inflammatory bowel disease (IBD). A mucosal imbalance of intestinal IL-1 and IL-1ra is present in patients with IBD. Insufficient production of endogenous IL-1ra may contribute to the pathogenesis of IBD (Cominelli, *et al.*, 1996, *Aliment Pharmacol Ther.* 10, 49). Alzheimer disease is characterized by the presence of beta-amyloid protein deposits, neurofibrillary tangles and cholinergic dysfunction throughout the hippocampal region. The structural and metabolic damage found in Alzheimer disease is possibly due to a sustained elevation of IL-1 (Holden, *et al.*, 1995, *Med Hypotheses*, 45, 559). A role for IL-1 in the pathogenesis of human immunodeficiency virus (HIV) has been identified. IL-1ra showed a clear relationship to acute inflammatory events as well as to the different disease stages in the pathophysiology of HIV infection (Kreuzer, *et al.*, 1997, *Clin Exp Immunol.* 109, 54). IL-1 and TNF are both involved in periodontal disease. The destructive process associated with periodontal disease may be due to a dysregulation of both IL-1 and TNF (Howells, 1995, *Oral Dis.* 1, 266).

15

Proinflammatory cytokines such as TNF $\alpha$  and IL-1 $\beta$  are also important mediators of septic shock and associated cardiopulmonary dysfunction, acute respiratory distress syndrome (ARDS) and multiple organ failure. In a study of patients presenting at a hospital with sepsis, a correlation was found between TNF $\alpha$  and IL-6 levels and septic complications (Terregino *et al.*, 2000, *Ann. Emerg. Med.*, 35, 26). TNF $\alpha$  has also been implicated in cachexia and muscle degradation, associated with HIV infection (Lahdiverta *et al.*, 1988, *Amer. J. Med.*, 85, 289). Obesity is associated with an increase incidence of infection, diabetes and cardiovascular disease. Abnormalities in TNF $\alpha$  expression have been noted for each of the above conditions (Loffreda, *et al.*, 1998, *FASEB J.* 12, 57). It has been proposed that elevated levels of TNF $\alpha$  are involved in other eating related disorders such as anorexia and bulimia nervosa. Pathophysiological parallels are drawn between anorexia nervosa and cancer cachexia (Holden, *et al.*, 1996, *Med Hypotheses* 47, 423). An inhibitor of TNF $\alpha$  production, HU-211, was shown to improve the outcome of closed brain injury in an experimental model (Shohami, *et al.*, 1997, *J Neuroimmunol.* 72, 169). Atherosclerosis is known to have an inflammatory component and cytokines such as IL-1 and TNF have

30

been suggested to promote the disease. In an animal model an IL-1 receptor antagonist was shown to inhibit fatty streak formation (Elhage *et al.*, 1998, *Circulation*, 97, 242).

TNF $\alpha$  levels are elevated in airways of patients with chronic obstructive pulmonary  
5 disease and it may contribute to the pathogenesis of this disease (M.A. Higham *et al.*,  
2000, *Eur. Respiratory J.*, 15, 281). Circulating TNF $\alpha$  may also contribute to weight loss  
associated with this disease (N. Takabatake *et al.*, 2000, *Amer. J. Resp. & Crit. Care*  
*Med.*, 161 (4 Pt 1), 1179). Elevated TNF $\alpha$  levels have also been found to be associated with  
congestive heart failure and the level has been correlated with severity of the disease (A.M.  
10 Feldman *et al.*, 2000, *J. Amer. College of Cardiology*, 35, 537). In addition, TNF $\alpha$  has  
been implicated in reperfusion injury in lung (Borjesson *et al.*, 2000, *Amer. J. Physiol.*,  
278, L3-12), kidney (Lemay *et al.*, 2000, *Transplantation*, 69, 959), and the nervous  
system (Mitsui *et al.*, 1999, *Brain Res.*, 844, 192).

15 TNF $\alpha$  is also a potent osteoclastogenic agent and is involved in bone resorption and  
diseases involving bone resorption (Abu-Amer *et al.*, 2000, *J. Biol. Chem.*, 275, 27307). It  
has also been found highly expressed in chondrocytes of patients with traumatic arthritis  
(Melchiorri *et al.*, 2000, *Arthritis and Rheumatism*, 41, 2165). TNF $\alpha$  has also been shown  
to play a key role in the development of glomerulonephritis (Le Hir *et al.*, 1998,  
20 *Laboratory Investigation*, 78, 1625).

The abnormal expression of inducible nitric oxide synthetase (iNOS) has been associated  
with hypertension in the spontaneously hypertensive rat (Chou *et al.*, 1998, *Hypertension*,  
31, 643). IL-1 has a role in the expression of iNOS and therefore may also have a role in  
25 the pathogenesis of hypertension (Singh *et al.*, 1996, *Amer. J. Hypertension*, 9, 867).

IL-1 has also been shown to induce uveitis in rats which could be inhibited with IL-1  
blockers. (Xuan *et al.*, 1998, *J. Ocular Pharmacol. and Ther.*, 14, 31). Cytokines  
including IL-1, TNF and GM-CSF have been shown to stimulate proliferation of acute  
30 myelogenous leukemia blasts (Bruserud, 1996, *Leukemia Res.* 20, 65). IL-1 was shown to  
be essential for the development of both irritant and allergic contact dermatitis.

Epicutaneous sensitization can be prevented by the administration of an anti- IL-1 monoclonal antibody before epicutaneous application of an allergen (Muller, *et al.*, 1996, *Am J Contact Dermat.* 7, 177). Data obtained from IL-1 knock out mice indicates the critical involvement in fever for this cytokine (Kluger *et al.*, 1998, *Clin Exp Pharmacol*  
5 *Physiol.* 25, 141). A variety of cytokines including TNF, IL-1, IL-6 and IL-8 initiate the acute-phase reaction which is stereotyped in fever, malaise, myalgia, headaches, cellular hypermetabolism and multiple endocrine and enzyme responses (Beisel, 1995, *Am J Clin Nutr.* 62, 813). The production of these inflammatory cytokines rapidly follows trauma or pathogenic organism invasion.

10

Other proinflammatory cytokines have been correlated with a variety of disease states. IL-8 correlates with influx of neutrophils into sites of inflammation or injury. Blocking antibodies against IL-8 have demonstrated a role for IL-8 in the neutrophil associated tissue injury in acute inflammation (Harada *et al.*, 1996, *Molecular Medicine Today* 2,  
15 482). Therefore, an inhibitor of IL-8 production may be useful in the treatment of diseases mediated predominantly by neutrophils such as stroke and myocardial infarction, alone or following thrombolytic therapy, thermal injury, adult respiratory distress syndrome (ARDS), multiple organ injury secondary to trauma, acute glomerulonephritis, dermatoses with acute inflammatory components, acute purulent meningitis or other central nervous  
20 system disorders, hemodialysis, leukopherisis, granulocyte transfusion associated syndromes, and necrotizing enterocolitis.

Rhinovirus triggers the production of various proinflammatory cytokines, predominantly IL-8, which results in symptomatic illnesses such as acute rhinitis (Winther *et al.*, 1998, *Am J Rhinol.* 12, 17).

25

Other diseases that are effected by IL-8 include myocardial ischemia and reperfusion, inflammatory bowel disease and many others.

The proinflammatory cytokine IL-6 has been implicated with the acute phase response.  
30 IL-6 is a growth factor in a number in oncological diseases including multiple myeloma and related plasma cell dyscrasias (Treon, *et al.*, 1998, *Current Opinion in Hematology* 5:

42). It has also been shown to be an important mediator of inflammation within the central nervous system. Elevated levels of IL-6 are found in several neurological disorders including AIDS dementia complex, Alzheimer's disease, multiple sclerosis, systemic lupus erythematosus, CNS trauma and viral and bacterial meningitis (Gruol, *et al.*, 1997, *Molecular Neurobiology* 15: 307). IL-6 also plays a significant role in osteoporosis. In murine models it has been shown to effect bone resorption and to induce osteoclast activity (Ershler *et al.*, 1997, *Development and Comparative Immunol.* 21: 487). Marked cytokine differences, such as IL-6 levels, exist in vivo between osteoclasts of normal bone and bone from patients with Paget's disease (Mills, *et al.*, 1997, *Calcif Tissue Int.* 61, 16). A number of cytokines have been shown to be involved in cancer cachexia. The severity of key parameters of cachexia can be reduced by treatment with anti IL-6 antibodies or with IL-6 receptor antagonists (Strassmann, *et al.*, 1995, *Cytokines Mol Ther.* 1, 107). Several infectious diseases, such as influenza, indicate IL-6 and IFN alpha as key factors in both symptom formation and in host defense (Hayden, *et al.*, 1998, *J Clin Invest.* 101, 643). Overexpression of IL-6 has been implicated in the pathology of a number of diseases including multiple myeloma, rheumatoid arthritis, Castleman's disease, psoriasis and post-menopausal osteoporosis (Simpson, *et al.*, 1997, *Protein Sci.* 6, 929). Compounds that interfered with the production of cytokines including IL-6, and TNF were effective in blocking a passive cutaneous anaphylaxis in mice (Scholz *et al.*, 1998, *J. Med. Chem.*, 41, 1050).

GM-CSF is another proinflammatory cytokine with relevance to a number of therapeutic diseases. It influences not only proliferation and differentiation of stem cells but also regulates several other cells involved in acute and chronic inflammation. Treatment with GM-CSF has been attempted in a number of disease states including burn-wound healing, skin-graft resolution as well as cytostatic and radiotherapy induced mucositis (Masucci, 1996, *Medical Oncology* 13: 149). GM-CSF also appears to play a role in the replication of human immunodeficiency virus (HIV) in cells of macrophage lineage with relevance to AIDS therapy (Crowe *et al.*, 1997, *Journal of Leukocyte Biology* 62, 41). Bronchial asthma is characterised by an inflammatory process in lungs. Involved cytokines include GM-CSF amongst others (Lee, 1998, *J R Coll Physicians Lond* 32, 56).



Interferon  $\gamma$  (IFN  $\gamma$ ) has been implicated in a number of diseases. It has been associated with increased collagen deposition that is a central histopathological feature of graft-versus-host disease (Parkman, 1998, *Curr Opin Hematol.* 5, 22). Following kidney  
5 transplantation, a patient was diagnosed with acute myelogenous leukemia. Retrospective analysis of peripheral blood cytokines revealed elevated levels of GM-CSF and IFN  $\gamma$ . These elevated levels coincided with a rise in peripheral blood white cell count (Burke, *et al.*, 1995, *Leuk Lymphoma.* 19, 173). The development of insulin-dependent diabetes (Type 1) can be correlated with the accumulation in pancreatic islet cells of T-cells  
10 producing IFN  $\gamma$  (Ablumunits, *et al.*, 1998, *J Autoimmun.* 11, 73). IFN  $\gamma$  along with TNF, IL-2 and IL-6 lead to the activation of most peripheral T-cells prior to the development of lesions in the central nervous system for diseases such as multiple sclerosis (MS) and AIDS dementia complex (Martino *et al.*, 1998, *Ann Neurol.* 43, 340). Atherosclerotic lesions result in arterial disease that can lead to cardiac and cerebral infarction. Many  
15 activated immune cells are present in these lesions, mainly T-cells and macrophages. These cells produce large amounts of proinflammatory cytokines such as TNF, IL-1 and IFN  $\gamma$ . These cytokines are thought to be involved in promoting apoptosis or programmed cell death of the surrounding vascular smooth muscle cells resulting in the atherosclerotic lesions (Geng, 1997, *Heart Vessels Suppl* 12, 76). Allergic subjects produce mRNA  
20 specific for IFN  $\gamma$  following challenge with *Vespula* venom (Bonay, *et al.*, 1997, *Clin Exp Immunol.* 109, 342). The expression of a number of cytokines, including IFN  $\gamma$  has been shown to increase following a delayed type hypersensitivity reaction thus indicating a role for IFN  $\gamma$  in atopic dermatitis (Szepietowski, *et al.*, 1997, *Br J Dermatol.* 137, 195). Histopathologic and immunohistologic studies were performed in cases of fatal cerebral  
25 malaria. Evidence for elevated IFN  $\gamma$  amongst other cytokines was observed indicating a role in this disease (Udomsangpetch *et al.*, 1997, *Am J Trop Med Hyg.* 57, 501). The importance of free radical species in the pathogenesis of various infectious diseases has been established. The nitric oxide synthesis pathway is activated in response to infection with certain viruses via the induction of proinflammatory cytokines such as IFN  $\gamma$  (Akaike,  
30 *et al.*, 1998, *Proc Soc Exp Biol Med.* 217, 64). Patients, chronically infected with hepatitis

B virus (HBV) can develop cirrhosis and hepatocellular carcinoma. Viral gene expression and replication in HBV transgenic mice can be suppressed by a post-transcriptional mechanism mediated by IFN  $\gamma$ , TNF and IL-2 (Chisari, *et al.*, 1995, *Springer Semin Immunopathol.* 17, 261). IFN  $\gamma$  can selectively inhibit cytokine induced bone resorption.

5 It appears to do this via the intermediacy of nitric oxide (NO) which is an important regulatory molecule in bone remodeling. NO may be involved as a mediator of bone disease for such diseases as: the rheumatoid arthritis, tumor associated osteolysis and postmenopausal osteoporosis (Evans, *et al.*, 1996, *J Bone Miner Res.* 11, 300). Studies with gene deficient mice have demonstrated that the IL-12 dependent production of IFN  $\gamma$

10 is critical in the control of early parasitic growth. Although this process is independent of nitric oxide the control of chronic infection does appear to be NO dependent (Alexander *et al.*, 1997, *Philos Trans R Soc Lond B Biol Sci* 352, 1355). NO is an important vasodilator and convincing evidence exists for its role in cardiovascular shock (Kilbourn, *et al.*, 1997, *Dis Mon.* 43, 277). IFN  $\gamma$  is required for progression of chronic intestinal inflammation in

15 such diseases as Crohn's disease and inflammatory bowel disease (IBD) presumably through the intermediacy of CD4+ lymphocytes probably of the TH1 phenotype (Sartor 1996, *Aliment Pharmacol Ther.* 10 Suppl 2, 43). An elevated level of serum IgE is associated with various atopic diseases such as bronchial asthma and atopic dermatitis. The level of IFN  $\gamma$  was negatively correlated with serum IgE suggesting a role for IFN  $\gamma$  in

20 atopic patients (Teramoto *et al.*, 1998, *Clin Exp Allergy* 28, 74).

WO 01/01986 discloses particular compounds alleged to having the ability to inhibit TNF-alpha. The specific inhibitors disclosed are structurally distinct from the novel compounds disclosed in the present application disclosed hereinbelow. Certain compounds disclosed

25 in WO 01/01986 are indicated to be effective in treating the following diseases: dementia associated with HIV infection, glaucoma, optic-neuropathy, optic neuritis, retinal ischemia, laser induced optic damage, surgery or trauma-induced proliferative vitreoretinopathy, cerebral ischemia, hypoxia-ischemia, hypoglycemia, domoic acid poisoning, anoxia, carbon monoxide or manganese or cyanide poisoning, Huntington's disease, Alzheimer's

30 disease, Parkinson's disease, meningitis, multiple sclerosis and other demyelinating diseases, amyotrophic lateral sclerosis, head and spinal cord trauma, seizures, convulsions,

olivopontocerebellar atrophy, neuropathic pain syndromes, diabetic neuropathy, HIV-related neuropathy, MERRF and MELAS syndromes, Leber's disease, Wernicke's encephalopathy, Rett syndrome, homocysteinuria, hyperprolinemia, hyperhomocysteinemia, nonketotic hyperglycinemia, hydroxybutyric aminoaciduria, sulfite oxidase deficiency, combined systems disease, lead encephalopathy, Tourett's syndrome, hepatic encephalopathy, drug addiction, drug tolerance, drug dependency, depression, anxiety and schizophrenia.

Compounds which modulate release of one or more of the aforementioned inflammatory cytokines can be useful in treating diseases associated with release of these cytokines. For example, WO 98/52558 discloses heteroaryl urea compounds which are indicated to be useful in treating cytokine mediated diseases. WO 99/23091 discloses another class of urea compounds which are useful as anti-inflammatory agents. WO 99/32463 relates to aryl ureas and their use in treating cytokine diseases and proteolytic enzyme mediated disease. WO 00/41698 discloses aryl ureas said to be useful in treating p38 MAP kinase diseases.

U.S. Pat. No. 5,162,360 discloses N-substituted aryl-N'-heterocyclic substituted urea compounds which are described as being useful for treating hypercholesterolemia and atherosclerosis.

The work cited above supports the principle that inhibition of cytokine production will be beneficial in the treatment of various disease states. Some protein therapeutics are in late development or have been approved for use in particular diseases. Protein therapeutics are costly to produce and have bioavailability and stability problems. Therefore a need exists for new small molecule inhibitors of cytokine production with optimized efficacy, pharmacokinetic and safety profiles.

BRIEF SUMMARY OF THE INVENTION

The work cited above supports the principle that inhibition of cytokine production will be beneficial in the treatment of various disease states.

It is therefore an object of the invention to provide novel compounds which inhibit the  
5 release of inflammatory cytokines such as interleukin-1 and tumor necrosis factor.

It is a further object of the invention to provide methods for treating diseases and pathological conditions involving inflammation such as chronic inflammatory disease, using the novel compounds of the invention.

10

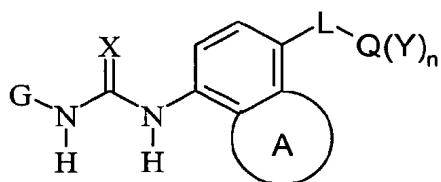
It is yet a further object of the invention to provide processes of preparation of the above-mentioned novel compounds.

15

### DETAILED DESCRIPTION OF THE INVENTION

In the broadest generic aspect of the invention there are provided 1,4-disubstituted benzo-fused compounds of the formula (I):

20



(I)

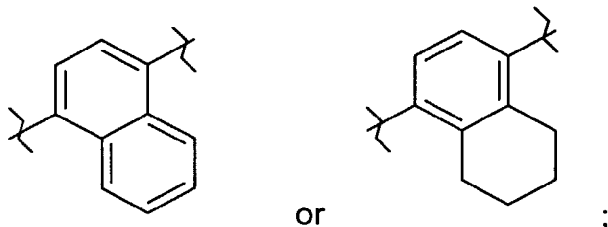
25 wherein:

ring A is:

fused saturated or unsaturated ring containing 3-5 carbon atoms wherein ring A or the phenyl ring to which it is fused is optionally substituted by one or more a C<sub>1-6</sub> branched or

unbranched alkyl optionally partially or fully halogenated, acetyl, aroyl, C<sub>1-6</sub> branched or unbranched alkoxy optionally partially or fully halogenated, halogen, methoxycarbonyl, phenylsulfonyl, hydroxy, amino, mono- or di-(C<sub>1-4</sub> alkyl)amino, mono- or di-(C<sub>1-4</sub> alkyl)amino-S(O)<sub>2</sub>, cyano, nitro or H<sub>2</sub>NSO<sub>2</sub>;

- 5 Preferred formula (I) compounds are those where ring A and the phenyl ring to which it is fused form:



**G** is:

- 10 phenyl, naphthyl, benzocyclobutanyl, dihydronaphthyl, tetrahydronaphthyl, benzocycloheptanyl, benzocycloheptenyl, indanyl, indenyl;
- pyridinyl, pyridonyl, quinolinyl, dihydroquinolinyl, tetrahydroquinoyl, isoquinolinyl, tetrahydroisoquinoyl, pyridazinyl, pyrimidinyl, pyrazinyl, benzimidazolyl, benzothiazolyl,
- 15 benzoxazolyl, benzofuranyl, benzothiophenyl, benzopyrazolyl, dihydrobenzofuranyl, dibenzofuranyl, dihydrobenzothiophenyl, benzooxazolonyl, benz[1,4]oxazin-3-onyl, benzodioxolyl, benz[1,3]dioxol-2-onyl, benzofuran-3-onyl, tetrahydrobenzopyranyl, indolyl, 2,3-dihydro-1H-indolyl, indolinyl, indolonyl, indolinonyl, phthalimidyl, chromonyl;
- 20 oxetanyl, pyrrolidinyl, tetrahydrofuranyl, tetrahydrothiophenyl, piperidinyl, piperazinyl, morpholinyl, tetrahydropyranyl, dioxanyl, tetramethylene sulfonyl, tetramethylene sulfoxidyl, oxazoliny, 3,4-dihydro-2H-benz[1,4]oxazinyl, thiazoliny, imidazoliny, tetrahydropyridiny, homopiperidinyl, pyrroliny, tetrahydropyrimidinyl, decahydroquinolinyl, decahydroisoquinolinyl, thiomorpholinyl, thiazolidiny,
- 25 dihydrooxazinyl, dihydropyranyl, oxocanyl, heptacanyl, thioxanyl or dithianyl;
- wherein **G** is substituted by one **R<sub>3</sub>** and further substituted by one or more **R<sub>1</sub>** or **R<sub>2</sub>**;

**L** is:

a) -O-; -NH-; >C(O); >C(S);

C<sub>1-10</sub> saturated or unsaturated branched or unbranched carbon chain;

5        wherein one or more carbon atoms are optionally independently replaced by heteroatoms chosen from O, N and S(O)<sub>m</sub>; and

      wherein said **L** is optionally substituted with 0-2 oxo groups, one or more C<sub>1-4</sub> branched or unbranched alkyl optionally substituted by one or more halogen atoms, hydroxy, amino or imino; or

10        b) >CR<sub>x</sub>R<sub>y</sub> wherein R<sub>x</sub> and R<sub>y</sub> are each independently hydrogen, C<sub>1-4</sub>alkyl, heterocycleC<sub>0-4</sub> alkyl, heteroarylC<sub>0-4</sub> alkyl or arylC<sub>0-4</sub> alkyl;

**Q** is:

phenyl, naphthyl, pyridinyl, pyrimidinyl, pyridazinyl, imidazolyl, benzimidazolyl, furanyl,  
 15    thienyl, pyranyl, thiazolyl, oxazolyl, naphthyridinyl, pyrazinyl, pyrazolyl, triazolyl, tetrazolyl, pyrazolo[3,4-*b*]pyrimidinyl, purinyl, pyrrolo[2,3-*b*]pyridinyl, pyrazolo[3,4-*b*]pyridinyl, tubercidinyl, oxazo[4,5-*b*]pyridinyl, 2-oxa-5-aza-bicyclo[2.2.1]heptanyl, 2-thia-5-aza-bicyclo[2.2.1]heptanyl, imidazo[4,5-*b*]pyridinyl, 1-oxo-λ<sup>4</sup>-thiomorpholinyl or  
 20    13-oxa-11-aza-tricyclo[7.3.1.0-2,7]trideca-2,4,6-triene which are optionally substituted with one to three C<sub>1-6</sub> alkyl, phenyl, C<sub>1-6</sub> alkoxy or hydroxy;  
 tetrahydropyranyl, 2-oxo-2H-pyranyl, tetrahydrofuranlyl, 1,3-dioxolanone, 1,3-dioxanone, 1,4-dioxanyl, morpholinyl, thiomorpholinyl, 8-oxa-3-aza-bicyclo[3.2.1]octanyl, thiomorpholinyl sulfoxide, thiomorpholinyl sulfone, piperazinyl, piperidinyl, piperidinonyl, tetrahydropyrimidonyl, cyclohexanone, cyclohexanol, pentamethylene  
 25    sulfide, pentamethylene sulfoxide, pentamethylene sulfone, tetramethylene sulfide, tetramethylene sulfoxide or tetramethylene sulfone each optionally substituted with one to three C<sub>1-6</sub> alkyl, phenyl, C<sub>1-6</sub> alkoxy or hydroxy;

or **Q** is C<sub>1-6</sub> alkoxy, secondary or tertiary amine wherein the amino nitrogen is covalently  
 30    bonded to C<sub>1-3</sub> alkyl or C<sub>1-5</sub> alkoxyalkyl, phenylamino, wherein the phenyl ring is optionally substituted with one to two halogen, C<sub>1-6</sub> alkoxy, hydroxy or mono- or di-(C<sub>1-3</sub>

alkyl)amino, C<sub>1-6</sub> alkyl-S(O)<sub>m</sub> or phenyl-S(O)<sub>m</sub> wherein the phenyl ring is optionally substituted with one to two halogen, C<sub>1-6</sub> alkoxy, hydroxy or mono- or di-(C<sub>1-3</sub> alkyl)amino;

5            **R<sub>1</sub>** is independently:

C<sub>3-10</sub> branched or unbranched alkyl optionally partially or fully halogenated, and optionally substituted with one to three C<sub>3-10</sub> cycloalkyl, hydroxy, phenyl, naphthyl, pyridinyl, pyrimidinyl, pyrazinyl, pyridazinyl, pyrrolyl, imidazolyl, pyrazolyl, thienyl, furyl, isoxazolyl or isothiazolyl; each of the aforementioned being optionally substituted with 1  
10 to 5 halogen, C<sub>1-6</sub> branched or unbranched alkyl which is optionally partially or fully halogenated, C<sub>3-8</sub> cycloalkyl, C<sub>5-8</sub> cycloalkenyl, hydroxy, cyano, C<sub>1-3</sub> alkoxy which is optionally partially or fully halogenated and NH<sub>2</sub>C(O) or mono- or di(C<sub>1-3</sub>)alkylaminocarbonyl;

15 cyclopropyl, cyclobutyl, cyclopentanyl, cyclohexanyl, cycloheptanyl, bicyclopentanyl, bicyclohexanyl or bicycloheptanyl, which are optionally partially or fully halogenated and optionally substituted with one to three C<sub>1-3</sub> alkyl groups optionally partially or fully halogenated, cyano, hydroxyC<sub>1-3</sub> alkyl or aryl;

20 C<sub>3-10</sub> branched or unbranched alkenyl optionally partially or fully halogenated, and optionally substituted with one to three C<sub>1-5</sub> branched or unbranched alkyl, phenyl, naphthyl, pyridinyl, pyrimidinyl, pyrazinyl, pyridazinyl, pyrrolyl, imidazolyl, pyrazolyl, thienyl, furyl, isoxazolyl or isothiazolyl, each of the aforementioned are optionally substituted with 1 to 5 halogen, C<sub>1-6</sub> branched or unbranched alkyl optionally partially or  
25 fully halogenated, cyclopropyl, cyclobutyl, cyclopentanyl, cyclohexanyl, cycloheptanyl, bicyclopentanyl, bicyclohexanyl or bicycloheptanyl, hydroxy, cyano, C<sub>1-3</sub> alkoxy optionally partially or fully halogenated, NH<sub>2</sub>C(O) or mono- or di(C<sub>1-3</sub>)alkylaminocarbonyl;

cyclopentenyl, cyclohexenyl, cyclohexadienyl, cycloheptenyl, cycloheptadienyl, bicyclohexenyl or bicycloheptenyl, each optionally substituted with one to three C<sub>1-3</sub> alkyl groups;

5 *N*-morpholinyl;

cyano, halogen;

methoxycarbonyl, ethoxycarbonyl or propoxycarbonyl;

silyl containing three C<sub>1-4</sub> independently branched or unbranched alkyl groups optionally partially or fully halogenated;

10 C<sub>1-6</sub> branched or unbranched alkyl-C(O), C<sub>1-6</sub> branched or unbranched-S(O)<sub>m</sub>;

C<sub>2-6</sub> alkynyl branched or unbranched carbon chain optionally partially or fully halogenated, wherein one or more methylene groups are optionally replaced by O, NH and S(O)<sub>m</sub> and  
 15 wherein said alkynyl group is optionally independently substituted with 0-2 oxo groups, pyrroldinyl, pyrrolyl, one or more C<sub>1-4</sub> branched or unbranched alkyl optionally substituted by one or more halogen atoms, nitrile, morpholinyl, piperidinyl, piperazinyl, imidazolyl, phenyl, pyridinyl, tetrazolyl, or C<sub>1-4</sub> branched or unbranched alkylamino optionally substituted by one or more halogen atoms;

20

**R<sub>2</sub>** is independently:

a C<sub>1-6</sub> branched or unbranched alkyl optionally partially or fully halogenated, acetyl, aroyl, C<sub>1-4</sub> branched or unbranched alkoxy optionally partially or fully halogenated, halogen, methoxycarbonyl or phenylsulfonyl;

25 hydroxy, amino, or mono- or di-(C<sub>1-4</sub> alkyl)amino, cyano, halogen;

OR<sub>5</sub>;

nitro; or

mono- or di-(C<sub>1-4</sub> alkyl)amino-S(O)<sub>2</sub> optionally partially or fully halogenated, or H<sub>2</sub>NSO<sub>2</sub>;

30 each **R<sub>3</sub>** is independently:

(**J**)<sub>p</sub>-L'-S(O)<sub>m</sub>-NH- or (**J**)<sub>p</sub>-L'-O-C(O)-NH-,



wherein for **R**<sub>3</sub>:

**L'** is a bond or

C<sub>1-10</sub> saturated or unsaturated branched or unbranched carbon chain;

5        wherein one or more carbon atoms are optionally independently replaced by heteroatoms chosen from O, N and S(O)<sub>m</sub>; and

      wherein said **L'** is optionally substituted with 0-2 oxo groups, one or more C<sub>1-4</sub> branched or unbranched alkyl optionally substituted by one or more halogen atoms, hydroxy, amino or imino;

10

**J** is :

cyclopropyl, cyclobutyl, cyclopentyl, cyclohexyl, cycloheptyl, bicyclopentanyl, bicyclohexanyl or bicycloheptanyl;

cyclobutenyl, cyclopentenyl, cyclohexenyl, cyclohexadienyl, cycloheptenyl,

15        cycloheptadienyl, bicyclohexenyl or bicycloheptenyl;

phenyl, naphthyl, morpholinyl, pyridinyl, piperidinyl, piperazinyl, pyrimidinyl, pyrazinyl, pyridazinyl, pyrrolyl, pyrrolidinyl, imidazolyl, pyrazolyl, thiazolyl, oxazolyl, [1,3,4]oxadiazol, triazolyl, tetrazolyl, thienyl, furyl, dioxolanyl, tetrahydrofuryl, isoxazolyl, isothiazolyl, quinolinyl, isoquinolinyl, indolyl, benzimidazolyl, benzofuranyl, benzoxazolyl, benzisoxazolyl, benzopyrazolyl, benzothiofuranyl, cinnolinyl, pterindinyl, phthalazinyl, naphthypyridinyl, quinoxalinyl, quinazolinyl, purinyl or indazolyl, a fused aryl selected from benzocyclobutanyl, indanyl, indenyl, dihydronaphthyl, tetrahydronaphthyl, benzocycloheptanyl and benzocycloheptenyl,

25

or **J** is a fused heteroaryl selected from cyclopentenopyridinyl, cyclohexanopyridinyl, cyclopentanopyrimidinyl, cyclohexanopyrimidinyl, cyclopentanopyrazinyl, cyclohexanopyrazinyl, cyclopentanopyridazinyl, cyclohexanopyridazinyl, cyclopentanoquinolinyl, cyclohexanoquinolinyl, cyclopentanoisoquinolinyl, cyclohexanoisoquinolinyl, cyclopentanoindolyl, cyclohexanoindolyl, cyclopentanobenzimidazolyl, cyclohexanobenzimidazolyl, cyclopentanobenzoxazolyl,

30

cyclohexanobenzoxazolyl, cyclopentanoimidazolyl, cyclohexanoimidazolyl, cyclopentanothienyl and cyclohexanothienyl;

each **J** is optionally substituted by one to three **R<sub>4</sub>**;

each **R<sub>4</sub>** is independently

- 5 C<sub>1-6</sub> alkyl, arylC<sub>0-6</sub> alkyl, heterocycleC<sub>0-6</sub> alkyl, heteroarylC<sub>0-6</sub> alkyl each optionally substituted by halogen, hydroxy, carboxy, oxo, nitro or nitrile, or **R<sub>4</sub>** is amino optionally mono- or di-substituted by C<sub>1-6</sub> alkyl, C<sub>0-6</sub> alkylaryl, C<sub>0-6</sub> alkylheterocycle or C<sub>0-6</sub> alkylheteroaryl, halogen, hydroxy, carboxy, oxo, nitro or nitrile; wherein if **p** is 0, then **L'** cannot be a bond;

10

each **R<sub>5</sub>** or **R<sub>6</sub>** is independently:

hydrogen, arylC<sub>0-3</sub> alkyl optionally substituted by halogen, C<sub>1-3</sub> alkyl or diC<sub>1-5</sub> alkyl amino, or **R<sub>5</sub>** or **R<sub>6</sub>** are C<sub>1-3</sub> acyl, aroyl or C<sub>1-6</sub> branched or unbranched alkyl optionally substituted by C<sub>1-5</sub> alkoxy, hydroxy, mono- or di-C<sub>1-3</sub>alkylaminocarbonyl or mono or diC<sub>1-3</sub> alkyl amino wherein said C<sub>1-6</sub> alkyl optionally partially or fully halogenated;

15

or **R<sub>5</sub>** and **R<sub>6</sub>** taken together optionally form a heterocyclic or heteroaryl ring;

**Y**, which covalently attached to **Q**, is

- 20 a bond, -O-, >C(O), -NH-, -C(O)-NH-, -S-, C<sub>1-5</sub> alkyl branched or unbranched, C<sub>1-3</sub> alkyl(OH), C<sub>2-5</sub> alkenyl, C<sub>1-3</sub> acyl, heterocycle selected from morpholinyl, piperziny, piperidinyl, pyrrolidinyl or tetrahydrofuryl, heteroaryl selected from pyridinyl, pyrimidinyl, pyrazinyl, pyridazinyl, pyrrolyl, imidazolyl, pyrazolyl, thienyl, furyl, isoxazolyl, thiazolyl, oxazolyl, triazolyl, tetrazolyl, isothiazolyl, quinolinyl, isoquinolinyl, 25 indolyl, benzimidazolyl, benzofuranyl, benzoxazolyl, benzisoxazolyl, benzopyrazolyl, benzothiofuranyl, quinoxalinyl, quinazolinyl or indazolyl or aryl each alkyl, alkenyl, acyl, heterocycle, heteroaryl and aryl are optionally substituted by one to three hydroxy, oxo, C<sub>1-4</sub> alkyl, C<sub>1-3</sub> alkoxy, C<sub>1-4</sub> acyl, C<sub>1-5</sub> alkoxycarbonyl, **NR<sub>5</sub>R<sub>6</sub>** or **NR<sub>5</sub>R<sub>6</sub>-C(O)-**;

30

wherein each **Y** is optionally further covalently attached to **NR<sub>5</sub>R<sub>6</sub>**, C<sub>1-4</sub> alkyl, C<sub>3-7</sub> cycloalkylC<sub>0-4</sub> alkyl, C<sub>1-4</sub> alkoxy, aryloxy, hydroxy, arylC<sub>0-4</sub> alkyl, heteroarylC<sub>0-4</sub> alkyl or

heterocycleC<sub>0-4</sub> alkyl as wherein the heteroaryl and heterocycle moieties are as hereinabove described for **Y** and the heterocycle, heteroaryl and aryl moieties are optionally substituted by one to three hydroxy, oxo, C<sub>1-3</sub> alkyl, C<sub>1-3</sub> alkoxy, C<sub>1-5</sub> alkoxy carbonyl, NR<sub>5</sub>R<sub>6</sub> or NR<sub>5</sub>R<sub>6</sub>-C(O)-;

5

**m**, **n** and **p** are each independently 0, 1 or 2;

**X** is O or S; and

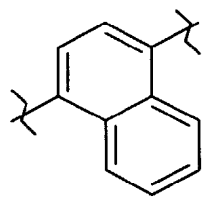
10 the pharmaceutically acceptable derivatives thereof.

In a first subgeneric aspect of the invention there is provided compounds of the formula(I) as described in the broadest generic aspect immediately above, and wherein

15

**n** is 0;

ring **A** and the phenyl ring to which it is fused form:



20

**G** is

phenyl, pyridinyl, pyridonyl, piperidinyl, tetrahydropyranyl, naphthyl, quinolinyl, isoquinolinyl, pyrazinyl, benzimidazolyl, benzoxazolyl, benzooxazolonyl, benzofuranyl, benzothiophenyl, benzopyrazolyl, dihydrobenzofuranyl, dihydrobenzothiophenyl, 3,4-dihydro-2H-benz[1,4]oxazinyl, indanyl, indenyl, indolyl, indolinyl, indolonyl, 2,3-dihydro-1H-indolyl or indolinonyl, wherein **G** is substituted by one **R**<sub>3</sub> and further substituted by one or more **R**<sub>1</sub> or **R**<sub>2</sub>;

25

**L** is:

-O-, >C(O), >C(S), -OCH<sub>2</sub>-, -CH<sub>2</sub>-, -CH<sub>2</sub>CH<sub>2</sub>-, -CH<sub>2</sub>CH<sub>2</sub>CH<sub>2</sub>-, -C(CH<sub>3</sub>)<sub>2</sub>-, -CH(OH)-,  
 -CH<sub>2</sub>CH(OH)-, -CH(OH)CH<sub>2</sub>-, -OCH<sub>2</sub>CH<sub>2</sub>-, -OCH<sub>2</sub>CH<sub>2</sub>CH<sub>2</sub>-, -OCH<sub>2</sub>CH<sub>2</sub>(CH<sub>3</sub>)-,  
 -OCH<sub>2</sub>(CH<sub>3</sub>)CH<sub>2</sub>-, -OCH<sub>2</sub>C(O)-, -CH=CH-CH<sub>2</sub>- or -CH=CHCH<sub>2</sub>CH<sub>2</sub>-, -NH-, -NHCH<sub>2</sub>-, --  
 5 NHCH<sub>2</sub>CH<sub>2</sub>-, -S(O)<sub>m</sub>-, -S(O)<sub>m</sub>CH<sub>2</sub>-, -S(O)<sub>m</sub>CH<sub>2</sub>CH<sub>2</sub>- and -S(O)<sub>m</sub>CH<sub>2</sub>CH<sub>2</sub>CH<sub>2</sub>-;

**Q** is:

pyrimidinyl or morpholinyl each mono- or disubstituted by C<sub>1-3</sub> alkyl or phenyl, or Q is  
 phenyl, pyridinyl, pyridazinyl, imidazolyl, thiazolyl, oxazolyl, pyrazinyl, pyrazolyl,  
 10 tetrahydropyranyl, piperazinyl, piperidinyl, triazolyl, 2-oxo-2H-pyran-4-yl, 2-oxa-5-aza-  
 bicyclo[2.2.1]heptanyl, 2-thia-5-aza-bicyclo[2.2.1]heptanyl, 1-oxo-λ<sup>4</sup>-thiomorpholinyl or  
 13-oxa-11-aza-tricyclo[7.3.1.0-2,7]trideca-2,4,6-triene;

**R<sub>1</sub>** is independently:

15

C<sub>3-5</sub> branched or unbranched alkyl optionally partially or fully halogenated and optionally  
 substituted with one to three C<sub>3-6</sub> cycloalkyl, hydroxy or phenyl;

*N*-morpholinyl;

cyclopropyl, cyclobutyl, cyclopentanyl, cyclohexanyl, bicyclopentanyl or bicyclohexanyl

20

optionally partially or fully halogenated and optionally substituted with one to three C<sub>1-3</sub>  
 alkyl groups optionally partially or fully halogenated, cyano, hydroxyC<sub>1-3</sub> alkyl or phenyl;

**R<sub>2</sub>** is independently:

25

a C<sub>1-6</sub> branched or unbranched alkyl optionally partially or fully halogenated or C<sub>1-4</sub>  
 branched or unbranched alkoxy optionally partially or fully halogenated

**R<sub>3</sub>** is

(**J**)<sub>0-1</sub>-**L'**-S(O)<sub>m</sub>-NH- or (**J**)<sub>0-1</sub>-**L'**-O-C(O)-NH-,

wherein for **R<sub>3</sub>**:

30

**L'** is

a bond, C<sub>1-5</sub> alkyl, hydroxy C<sub>1-5</sub> alkyl, C<sub>2-4</sub> alkenyl, amidoC<sub>1-5</sub> alkyl;

**J** is:

cyclopropyl, cyclobutyl, cyclopentyl, cyclohexyl, cycloheptyl, bicyclopentanyl,  
bicyclohexanyl or bicycloheptanyl,

5 phenyl, naphthyl, morpholinyl, piperidinyl, piperazinyl, pyridinyl, pyrimidinyl, pyrazinyl,  
pyridazinyl, pyrrolyl, pyrrolidinyl, imidazolyl, pyrazolyl, thiazolyl, oxazolyl, thienyl,  
furyl, dioxolanyl, tetrahydrofuryl, isoxazolyl and isothiazolyl,

cyclobutenyl, cyclopentenyl, cyclohexenyl, cyclohexadienyl, cycloheptenyl,

10 cycloheptadienyl, bicyclohexenyl or bicycloheptenyl;

each of the above **J** is optionally substituted by one to two **R<sub>4</sub>**;

**R<sub>4</sub>** is oxo or mono- or di-C<sub>1-3</sub> alkylamino;

**Y** is not present;

15

**m** is 2;

and

**X** is O.

20 In yet another embodiment of the invention there is provided compounds of the formula(I)  
as described immediately above, and wherein:

**G** is

phenyl, pyridinyl, pyridonyl, naphthyl, quinolinyl, isoquinolinyl, pyrazinyl,

25 benzothiophenyl, dihydrobenzofuranyl, dihydrobenzothiophenyl, indanyl, indolyl,

indolinyl, indolonyl, indolinonyl, piperidinyl or tetrahydropyranyl, wherein **G** is

substituted by one **R<sub>3</sub>** and further substituted by one to three **R<sub>1</sub>** or **R<sub>2</sub>**;

**L'** is

30 a bond, C<sub>1-5</sub> alkyl, hydroxy C<sub>1-5</sub> alkyl, C<sub>2-4</sub> alkenyl, amidoC<sub>1-5</sub> alkyl.

In yet still another embodiment of the invention there is provided compounds of the formula(I) as described immediately above, and wherein

5           **G** is phenyl, pyridinyl, pyridonyl, naphthyl, quinolinyl, isoquinolinyl, dihydrobenzofuranyl, indanyl, indolinyl, indolonyl or indolinonyl wherein **G** is substituted by one **R<sub>3</sub>** and further substituted by one to three **R<sub>1</sub>** or **R<sub>2</sub>**;

**L** is:

10   -O-, >C(O), -C(CH<sub>3</sub>)<sub>2</sub>-, -O-CH<sub>2</sub>-, -CH<sub>2</sub>-, -OCH<sub>2</sub>CH<sub>2</sub>-, -OCH<sub>2</sub>CH<sub>2</sub>CH<sub>2</sub>-,  
-OCH<sub>2</sub>CH<sub>2</sub>(CH<sub>3</sub>)-, -OCH<sub>2</sub>(CH<sub>3</sub>)CH<sub>2</sub>-, -NH-, -NHCH<sub>2</sub>-, -NHCH<sub>2</sub>CH<sub>2</sub>-, -S(O)<sub>m</sub>-,  
-S(O)<sub>m</sub>CH<sub>2</sub>-, -S(O)<sub>m</sub>CH<sub>2</sub>CH<sub>2</sub>-, -S(O)<sub>m</sub>CH<sub>2</sub>CH<sub>2</sub>CH<sub>2</sub>-, -CH<sub>2</sub>CH<sub>2</sub>-, -CH<sub>2</sub>CH<sub>2</sub>CH<sub>2</sub>- or  
-OCH<sub>2</sub>C(O)-;

15           each **R<sub>1</sub>** is independently:

C<sub>3-5</sub> branched or unbranched alkyl optionally partially or fully halogenated and optionally substituted with phenyl or **R<sub>1</sub>** is *N*-morpholinyl;

20           cyclopropyl, cyclopentanyl, cyclohexanyl or bicyclopentanyl optionally substituted with one to three methyl groups optionally be partially or fully halogenated, cyano, hydroxymethyl or phenyl;

**Q** is

25           morpholinyl or pyrimidinyl each mono- or di-substituted by C<sub>1-3</sub> alkyl or phenyl, or **Q** is phenyl, imidazolyl, tetrahydropyranyl, pyridinyl, 2-oxo-2H-pyran-4-yl, 2-oxa-5-aza-bicyclo[2.2.1]heptanyl, 2-thia-5-aza-bicyclo[2.2.1]heptanyl, 1-oxo-λ<sup>4</sup>-thiomorpholinyl, triazolyl or 13-oxa-11-aza-tricyclo[7.3.1.0-2,7]trideca-2,4,6-triene;

30           In another embodiment of the invention there is provided of the formula(I) as described immediately above, and wherein

**G** is phenyl substituted by one **R<sub>3</sub>** and further independently substituted by one to two **R<sub>1</sub>** or **R<sub>2</sub>**;

and

**L** is:

5 -O-, >C(O) or -C(CH<sub>3</sub>)<sub>2</sub>-;

**Q** is morpholinyl or pyrimidinyl each mono- or di-substituted by C<sub>1-3</sub> alkyl or phenyl, or **Q** is pyridinyl, 2-oxo-2H-pyran-4-yl, 2-oxa-5-aza-bicyclo[2.2.1]heptanyl, 2-thia-5-aza-bicyclo[2.2.1]heptanyl, 1-oxo-λ<sup>4</sup>-thiomorpholinyl, triazolyl or 13-oxa-11-azatri-cyclo[7.3.1.0-2,7]trideca-2,4,6-triene;

10

**R<sub>3</sub>** is

**L'**-S(O)<sub>2</sub>-NH or (**J**)<sub>0-1</sub>-**L'**-O-C(O)-NH wherein

**L'** is C<sub>1-5</sub>alkyl.

15

In yet another embodiment of the invention there is provided of the formula(I) as described in the fourth embodiment above, and wherein

**R<sub>1</sub>** is

20 tert-butyl optionally partially or fully halogenated;

**R<sub>2</sub>** is independently:

C<sub>1-3</sub> alkyl or C<sub>1-3</sub> alkoxy;

25

**Q** is *N*-morpholinyl or pyrimidin-4-yl each mono- or di-substituted by methyl or phenyl, or **Q** is pyridin-4-yl, 2-oxo-2H-pyran-4-yl, 2-oxa-5-aza-bicyclo[2.2.1]heptanyl, 2-thia-5-aza-bicyclo[2.2.1]heptanyl, 1-oxo-λ<sup>4</sup>-thiomorpholine-4-yl, triazol-2-yl or 13-oxa-11-azatri-cyclo[7.3.1.0-2,7]trideca-2,4,6-triene.

30

In another embodiment of the invention there is provided of the formula(I) as described immediately above, and wherein

L is -O-, >C(O) or -C(CH<sub>3</sub>)<sub>2</sub>-;

and

R<sub>3</sub> is C<sub>1-3</sub> alkyl-S(O)<sub>2</sub>-NH- or C<sub>1-3</sub> alkyl-O-C(O)-NH-.

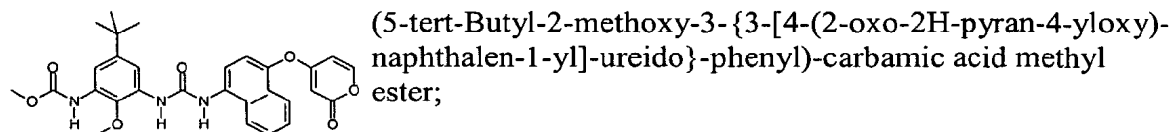
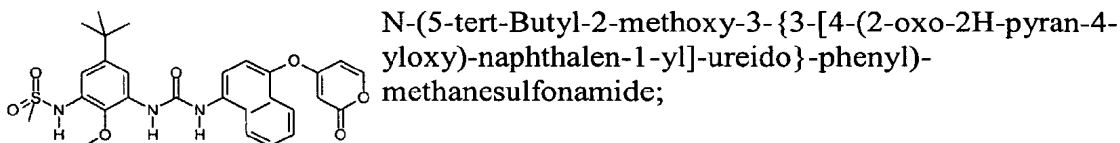
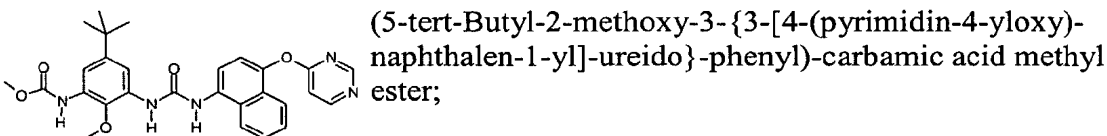
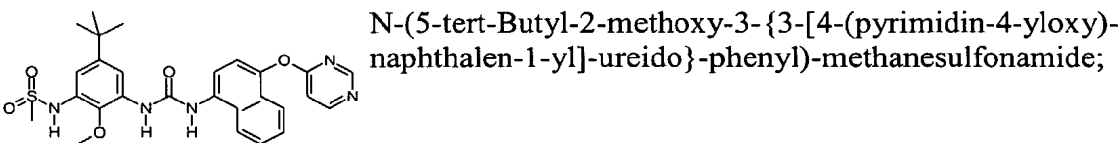
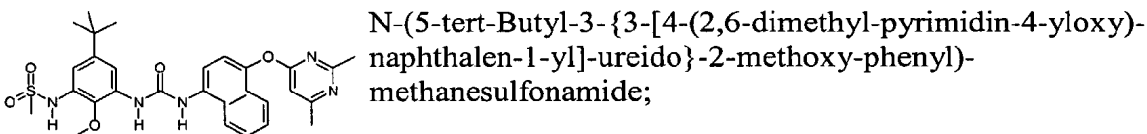
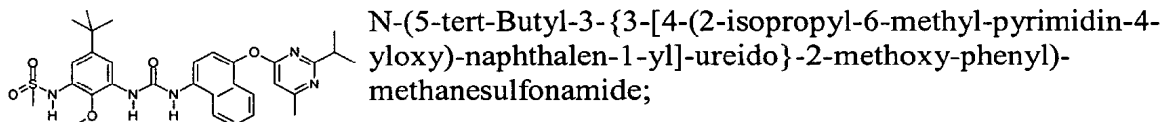
5

In an ultimately preferred embodiment of the invention there is provided of the formula(I) as described immediately above, and wherein

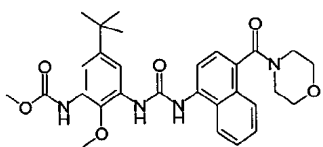
R<sub>3</sub> is CH<sub>3</sub>-S(O)<sub>2</sub>-NH- or CH<sub>3</sub>-O-C(O)-NH-.

10

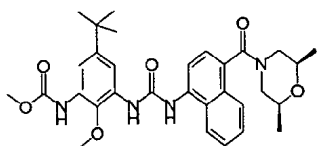
The following are representative compounds of the formula (I) where n is 0 which can be made by the methods disclosed herein:



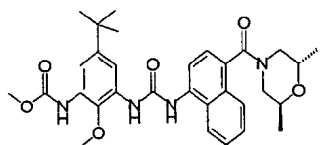




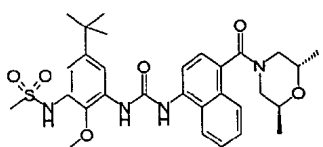
(5-tert-Butyl-2-methoxy-3-{3-[4-(morpholine-4-carbonyl)-naphthalen-1-yl]-ureido}-phenyl)-carbamic acid methyl ester;



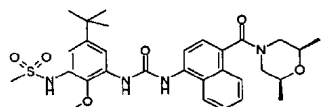
(5-tert-Butyl-3-{3-[4-(*cis*-2,6-dimethyl-morpholine-4-carbonyl)-naphthalen-1-yl]-ureido}-2-methoxy-phenyl)-carbamic acid methyl ester;



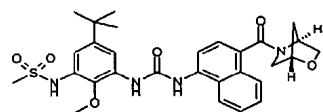
(5-tert-Butyl-3-{3-[4-(*trans*-2,6-dimethyl-morpholine-4-carbonyl)-naphthalen-1-yl]-ureido}-2-methoxy-phenyl)-carbamic acid methyl ester;



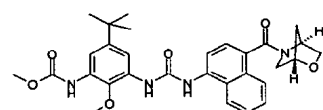
N-(5-tert-Butyl-3-{3-[4-(*trans*-2,6-dimethyl-morpholine-4-carbonyl)-naphthalen-1-yl]-ureido}-2-methoxy-phenyl)-methanesulfonamide;



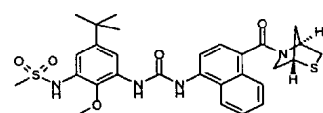
N-(5-tert-Butyl-3-{3-[4-(*cis*-2,6-dimethyl-morpholine-4-carbonyl)-naphthalen-1-yl]-ureido}-2-methoxy-phenyl)-methanesulfonamide;



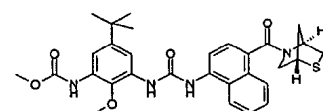
N-(5-tert-Butyl-2-methoxy-3-{3-[4-(2-oxa-5-azabicyclo[2.2.1]heptane-5-carbonyl)-naphthalen-1-yl]-ureido}-phenyl)-methanesulfonamide;



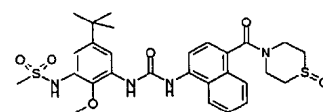
(5-tert-Butyl-2-methoxy-3-{3-[4-(2-oxa-5-azabicyclo[2.2.1]heptane-5-carbonyl)-naphthalen-1-yl]-ureido}-phenyl)-carbamic acid methyl ester;



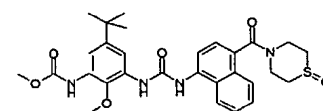
N-(5-tert-Butyl-2-methoxy-3-{3-[4-(2-thia-5-azabicyclo[2.2.1]heptane-5-carbonyl)-naphthalen-1-yl]-ureido}-phenyl)-methanesulfonamide;



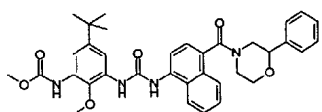
(5-tert-Butyl-2-methoxy-3-{3-[4-(2-thia-5-azabicyclo[2.2.1]heptane-5-carbonyl)-naphthalen-1-yl]-ureido}-phenyl)-carbamic acid methyl ester;



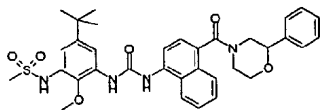
N-(5-tert-Butyl-2-methoxy-3-{3-[4-(1-oxo-λ4-thiomorpholine-4-carbonyl)-naphthalen-1-yl]-ureido}-phenyl)-methanesulfonamide;



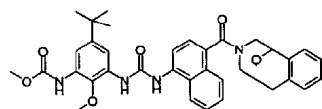
(5-tert-Butyl-2-methoxy-3-{3-[4-(1-oxo-λ4-thiomorpholine-4-carbonyl)-naphthalen-1-yl]-ureido}-phenyl)-carbamic acid methyl ester;



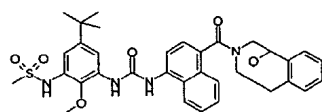
(5-tert-Butyl-2-methoxy-3-{3-[4-(2-phenyl-morpholine-4-carbonyl)-naphthalen-1-yl]-ureido}-phenyl)-carbamic acid methyl ester;



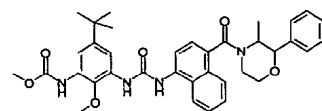
(5-tert-Butyl-2-methoxy-3-{3-[4-(2-phenyl-morpholine-4-carbonyl)-naphthalen-1-yl]-ureido}-phenyl)-methanesulfonamide;



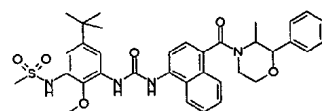
(5-tert-Butyl-2-methoxy-3-{3-[4-(13-oxa-11-azatricyclo[7.3.1.0-2,7]trideca-2(7),3,5-triene-11-carbonyl)-naphthalen-1-yl]-ureido}-phenyl)-carbamic acid methyl ester;



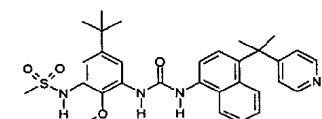
(5-tert-Butyl-2-methoxy-3-{3-[4-(13-oxa-11-azatricyclo[7.3.1.0-2,7]trideca-2(7),3,5-triene-11-carbonyl)-naphthalen-1-yl]-ureido}-phenyl)-methanesulfonamide;



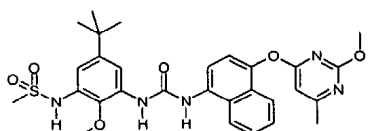
(5-tert-Butyl-2-methoxy-3-{3-[4-(3-methyl-2-phenyl-morpholine-4-carbonyl)-naphthalen-1-yl]-ureido}-phenyl)-carbamic acid methyl ester;



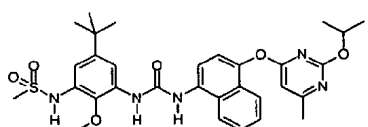
(5-tert-Butyl-2-methoxy-3-{3-[4-(3-methyl-2-phenyl-morpholine-4-carbonyl)-naphthalen-1-yl]-ureido}-phenyl)-methanesulfonamide;



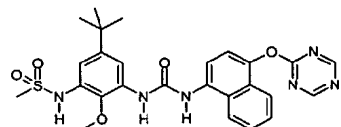
N-(5-tert-Butyl-2-methoxy-3-{3-[4-(1-methyl-1-pyridin-4-yl-ethyl)naphthalen-1-yl]ureido}phenyl)methanesulfonamide



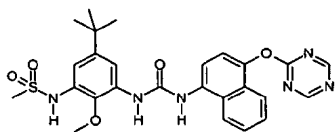
N-(5-tert-Butyl-2-methoxy-3-{3-[4-(2-methoxy-6-methyl-pyrimidin-4-yloxy)-naphthalen-1-yl]-ureido}-phenyl)-methanesulfonamide;



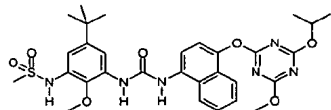
N-(5-tert-Butyl-3-{3-[4-(2-isopropoxy-6-methyl-pyrimidin-4-yloxy)-naphthalen-1-yl]-ureido}-2-methoxy-phenyl)-methanesulfonamide;



N-(5-tert-Butyl-2-methoxy-3-{3-[4-([1,3,5]triazin-2-yloxy)-naphthalen-1-yl]-ureido}-phenyl)-methanesulfonamide;



N-(5-tert-Butyl-2-methoxy-3-{3-[4-([1,3,5]triazin-2-yloxy)-naphthalen-1-yl]-ureido}-phenyl)-methanesulfonamide;



N-(5-tert-Butyl-3-{3-[4-(4-isopropoxy-6-methoxy-[1,3,5]triazin-2-yloxy)-naphthalen-1-yl]-ureido}-2-methoxy-phenyl)-methanesulfonamide and

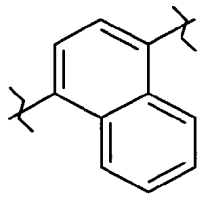
the pharmaceutically acceptable derivatives thereof.

In a second subgeneric aspect of the invention there is provided compounds of the formula(I) as described in the broadest generic aspect, and wherein

5

**n** is 1;

ring **A** and the phenyl ring to which it is fused form:



10

**G** is

phenyl, pyridinyl, pyridonyl, naphthyl, quinolinyl, isoquinolinyl, pyrazinyl, piperidinyl, tetrahydropyranlyl, benzimidazolyl, benzoxazolyl, benzooxazolonyl, benzofuranyl, benzothiophenyl, benzopyrazolyl, dihydrobenzofuranyl, dihydrobenzothiophenyl, 3,4-dihydro-2H-benz[1,4]oxazinyl, indanyl, indenyl, indolyl, indolinyl, indolonyl, 2,3-dihydro-15 1H-indolyl or indolinonyl, wherein **G** is substituted by one **R<sub>3</sub>** and further substituted by one or more **R<sub>1</sub>** or **R<sub>2</sub>**;

**L** is:

20 -O-, -OCH<sub>2</sub>-, -CH<sub>2</sub>-, -CH(OH)-, -CH<sub>2</sub>-CH(OH)-, -CH(OH)CH<sub>2</sub>-, -OCH<sub>2</sub>CH<sub>2</sub>-,  
 O-CH<sub>2</sub>CH<sub>2</sub>CH<sub>2</sub>-, -OCH<sub>2</sub>CH<sub>2</sub>(CH<sub>3</sub>)-, -OCH<sub>2</sub>(CH<sub>3</sub>)CH<sub>2</sub>-, -CH<sub>2</sub>CH<sub>2</sub>-, -CH<sub>2</sub>CH<sub>2</sub>CH<sub>2</sub>-,  
 -OCH<sub>2</sub>C(O)-, -CH=CHCH<sub>2</sub>- or -CH=CHCH<sub>2</sub>CH<sub>2</sub>-, -NH-, -NHCH<sub>2</sub>-, -NHCH<sub>2</sub>CH<sub>2</sub>-,  
 -S(O)<sub>m</sub>-, -S(O)<sub>m</sub>CH<sub>2</sub>-, -S(O)<sub>m</sub>CH<sub>2</sub>CH<sub>2</sub>- and -S(O)<sub>m</sub>CH<sub>2</sub>CH<sub>2</sub>CH<sub>2</sub>-;

**Q** is:

phenyl, pyridinyl, pyrimidinyl, pyridazinyl, imidazolyl, tetrahydropyranyl, thiazolyl, oxazolyl, pyrazinyl, pyrazolyl, morpholinyl, thiomorpholinyl, piperazinyl or piperidinyl;

5 **R<sub>1</sub>** is independently:

C<sub>3-5</sub> branched or unbranched alkyl optionally partially or fully halogenated, and optionally substituted with one to three C<sub>3-6</sub> cycloalkyl, hydroxy and phenyl;

*N*-morpholinyl;

cyclopropyl, cyclobutyl, cyclopentanyl, cyclohexanyl, bicyclopentanyl or bicyclohexanyl

10 optionally partially or fully halogenated and optionally substituted with one to three C<sub>1-3</sub> alkyl groups optionally partially or fully halogenated, cyano, hydroxyC<sub>1-3</sub> alkyl or phenyl;

**R<sub>2</sub>** is independently:

a C<sub>1-6</sub> branched or unbranched alkyl optionally partially or fully halogenated or C<sub>1-4</sub>

15 branched or unbranched alkoxy optionally partially or fully halogenated;

**R<sub>3</sub>** is

(**J**)<sub>0-1</sub>-**L'**-S(O)<sub>*m*</sub>-NH- or (**J**)<sub>0-1</sub>-**L'**-O-C(O)-NH-,

wherein for **R<sub>3</sub>**:

20 **L'** is

a bond, C<sub>1-5</sub> alkyl, hydroxy C<sub>1-5</sub> alkyl, C<sub>2-4</sub> alkenyl, amidoC<sub>1-5</sub> alkyl;

**J** is:

cyclopropyl, cyclobutyl, cyclopentyl, cyclohexyl, cycloheptyl, bicyclopentanyl,

25 bicyclohexanyl or bicycloheptanyl,

phenyl, naphthyl, morpholinyl, piperidinyl, piperazinyl, pyridinyl, pyrimidinyl, pyrazinyl,

pyridazinyl, pyrrolyl, pyrrolidinyl, imidazolyl, pyrazolyl, thiazolyl, oxazolyl, thienyl,

furyl, dioxolanyl, tetrahydrofuryl, isoxazolyl and isothiazolyl,

30 cyclobutenyl, cyclopentenyl, cyclohexenyl, cyclohexadienyl, cycloheptenyl,

cycloheptadienyl, bicyclohexenyl or bicycloheptenyl;

each of the above **J** is optionally substituted by one to two **R<sub>4</sub>**;

**R<sub>4</sub>** is oxo or mono- or di-C<sub>1-3</sub> alkylamino;

**Y** is

5 a bond, -O-, >C(O), -NH-, -C(O)-NH-, -S-, C<sub>1-5</sub> alkyl branched or unbranched, C<sub>2-5</sub> alkenyl, C<sub>1-3</sub> acyl, C<sub>1-3</sub> alkyl(OH), heterocycle selected from morpholinyl, piperazinyl, piperidinyl, pyrrolidinyl and tetrahydrofuranyl, heteroaryl selected from pyridinyl, pyrimidinyl, pyrazinyl, pyridazinyl, pyrrolyl, imidazolyl, pyrazolyl, thienyl, furyl, isoxazolyl, thiazolyl, oxazolyl and isothiazolyl or aryl each alkyl, alkenyl, acyl, heterocycle, heteroaryl and aryl  
10 are optionally substituted by one to three hydroxy, oxo, C<sub>1-3</sub> alkyl, C<sub>1-3</sub> alkoxy, C<sub>1-5</sub> alkoxy carbonyl, NR<sub>5</sub>R<sub>6</sub> or NR<sub>5</sub>R<sub>6</sub>-C(O)-;

wherein each **Y** is further covalently attached to NR<sub>5</sub>R<sub>6</sub>, C<sub>1-3</sub> alkyl, C<sub>3-6</sub> cycloalkylC<sub>0-2</sub>alkyl, hydroxy, C<sub>1-3</sub> alkoxy, phenoxy, phenylC<sub>0-4</sub> alkyl, piperazinylC<sub>0-4</sub> alkyl, piperidinyl C<sub>0-4</sub>alkyl, pyrrolidinylC<sub>0-4</sub> alkyl, morpholinylC<sub>0-4</sub> alkyl, tetrahydrofuranylC<sub>0-4</sub> alkyl or  
15 pyridinyl C<sub>0-4</sub>alkyl, each abovelisted heterocycle, heteroaryl and phenyl is optionally substituted by one to three hydroxy, oxo, C<sub>1-4</sub> alkyl, C<sub>1-3</sub> alkoxy, C<sub>1-5</sub> alkoxy carbonyl, NR<sub>5</sub>R<sub>6</sub>-C(O)- or C<sub>1-4</sub> acyl,

each **R<sub>5</sub>** and **R<sub>6</sub>** are independently hydrogen, phenylC<sub>0-3</sub>alkyl optionally substituted by  
20 halogen, C<sub>1-3</sub> alkyl or diC<sub>1-5</sub> alkyl amino, or **R<sub>5</sub>** and **R<sub>6</sub>** are C<sub>1-2</sub> acyl, benzoyl or C<sub>1-4</sub> branched or unbranched alkyl optionally substituted by C<sub>1-4</sub> alkoxy, hydroxy or mono or diC<sub>1-3</sub> alkyl amino;

**m** is 2;

25 and

**X** is O.

In yet another embodiment of the invention there is provided compounds of the formula(I) as described immediately above, and wherein:

30

**G** is phenyl, pyridinyl, pyridonyl, naphthyl, quinolinyl, isoquinolinyl, pyrazinyl, benzothiophenyl, dihydrobenzofuranyl, dihydrobenzothiophenyl, indanyl, indolyl, indolinyl, indolonyl, indolinonyl, piperidinyl or tetrahydropyranyl, wherein **G** is substituted by one **R**<sub>3</sub> and further substituted by one to three **R**<sub>1</sub> or **R**<sub>2</sub>;

5

**L'** is

a bond, C<sub>1-5</sub> alkyl, hydroxy C<sub>1-5</sub> alkyl, C<sub>2-4</sub> alkenyl, amidoC<sub>1-5</sub> alkyl.

10 In yet still another embodiment of the invention there is provided compounds of the formula(I) as described immediately above, and wherein

**G** is phenyl, pyridinyl, pyridonyl, naphthyl, quinolinyl, isoquinolinyl, dihydrobenzofuranyl, indanyl, indolinyl, indolonyl or indolinonyl, wherein **G** is substituted  
15 by one **R**<sub>3</sub> and further substituted by one to three **R**<sub>1</sub> or **R**<sub>2</sub>;

**L** is:

-O-, -OCH<sub>2</sub>-, -CH<sub>2</sub>-, -CH<sub>2</sub>CH<sub>2</sub>-, -CH<sub>2</sub>CH<sub>2</sub>CH<sub>2</sub>-, -OCH<sub>2</sub>CH<sub>2</sub>-, -OCH<sub>2</sub>CH<sub>2</sub>CH<sub>2</sub>-,  
-OCH<sub>2</sub>CH<sub>2</sub>(CH<sub>3</sub>)-, -OCH<sub>2</sub>(CH<sub>3</sub>)CH<sub>2</sub>-, -NH-, -NHCH<sub>2</sub>-, -NHCH<sub>2</sub>CH<sub>2</sub>-, -S(O)<sub>m</sub>-,  
20 -S(O)<sub>m</sub>CH<sub>2</sub>-, -S(O)<sub>m</sub>CH<sub>2</sub>CH<sub>2</sub>-, -S(O)<sub>m</sub>CH<sub>2</sub>CH<sub>2</sub>CH<sub>2</sub>- or -OCH<sub>2</sub>C(O)-;

each **R**<sub>1</sub> is independently:

C<sub>3-5</sub> branched or unbranched alkyl optionally partially or fully halogenated, and optionally substituted with phenyl;  
25 *N*-morpholinyl;  
cyclopropyl, cyclopentanyl, cyclohexanyl or bicyclopentanyl optionally substituted with one to three methyl groups optionally partially or fully halogenated, cyano, hydroxymethyl or phenyl;

30 **Q** is

phenyl, pyridinyl, pyrimidinyl, imidazolyl, tetrahydropyranyl or morpholinyl;

**Y** is

a bond, -O-, -S-, >C(O), -NH-, -C(O)-NH-, -CH(C<sub>1-2</sub> alkyl)-;

or **Y** is C<sub>1-2</sub> alkyl, C<sub>1-2</sub> alkyl(OH), C<sub>2-4</sub> alkenyl, C<sub>1-2</sub> acyl, imidazolyl, pyrazolyl,

5 pyrrolidinyl, thienyl, isoxazolyl, thiazolyl, oxazolyl, isothiazolyl or phenyl each optionally substituted by one to two hydroxy, oxo, C<sub>1-3</sub> alkyl, C<sub>1-3</sub> alkoxy, C<sub>1-5</sub> alkoxy carbonyl, NR<sub>5</sub>R<sub>6</sub> or NR<sub>5</sub>R<sub>6</sub>-C(O)-;

wherein each **Y** is further covalently attached to NR<sub>5</sub>R<sub>6</sub>, C<sub>1-3</sub> alkyl, C<sub>3-6</sub> cycloalkylC<sub>0-</sub>

2alkyl, hydroxy, C<sub>1-3</sub> alkoxy, phenoxy, phenylC<sub>0-4</sub> alkyl, piperazinylC<sub>0-4</sub> alkyl,

10 piperidinylC<sub>0-4</sub> alkyl, pyrrolidinylC<sub>0-4</sub> alkyl, morpholinylC<sub>0-4</sub> alkyl, tetrahydrofuranylC<sub>0-4</sub> alkyl or pyridinylC<sub>0-4</sub> alkyl each abovelisted heterocycle, heteroaryl or phenyl is optionally substituted by one to two C<sub>1-5</sub> alkoxy carbonyl, NR<sub>5</sub>R<sub>6</sub>-C(O)-, C<sub>1-4</sub> alkyl, C<sub>1-4</sub> acyl or hydroxy;

each **R**<sub>5</sub> and **R**<sub>6</sub> are independently hydrogen, phenylC<sub>0-3</sub> alkyl optionally substituted by

15 halogen or C<sub>1-3</sub> alkyl, acetyl, benzoyl or C<sub>1-4</sub> branched or unbranched alkyl optionally substituted by C<sub>1-3</sub> alkoxy, hydroxy, mono or diC<sub>1-3</sub> alkyl amino.

In another embodiment of the invention there is provided of the formula(I) as described immediately above, and wherein

20

**G** is phenyl substituted by one **R**<sub>3</sub> and further independently substituted by one to two **R**<sub>1</sub> or **R**<sub>2</sub>;

and

**L** is:

25 -O-, -NH-, -CH<sub>2</sub>- or -S(O)<sub>m</sub>-;

**Q** is pyridinyl or phenyl;

**R**<sub>3</sub> is

30 (J)<sub>0-1</sub>-L'-S(O)<sub>2</sub>-NH or (J)<sub>0-1</sub>-L'-O-C(O)-NH wherein

L' is C<sub>1-5</sub>alkyl;

wherein **J** is cyclobutenyl, *N*-morpholinyl, *N*-piperidinyl, *N*-piperazinyl or *N*-pyrrolidinyl, each **J** is optionally substituted by one to two **R<sub>4</sub>**;

In yet another embodiment of the invention there is provided of the formula(I) as described  
5 in the fourth embodiment above, and wherein

**L** is:

-O- or -CH<sub>2</sub>-;

**R<sub>1</sub>** is

10 tert-butyl optionally partially or fully halogenated;

**R<sub>2</sub>** is independently:

C<sub>1-3</sub> alkyl or C<sub>1-3</sub> alkoxy;

15 **Q** is pyridinyl attached to **L** at the pyridin-4yl position or phenyl which has **Y** attached at the meta position;

**Y** is

a bond, -O-, -S-, >C(O), -CH(CH<sub>3</sub>)-, -CH(OH)-, -NH-, -C(O)-NH-;

20 or **Y** is -CH<sub>2</sub>-, -CH=CHCH<sub>2</sub>-, imidazolyl, thiazolyl, pyrrolidinyl, oxazolyl or phenyl each optionally substituted by one hydroxy, oxo, C<sub>1-3</sub> alkyl, C<sub>1-3</sub> alkoxy, C<sub>1-5</sub> alkoxy carbonyl, **NR<sub>5</sub>R<sub>6</sub>** or **NR<sub>5</sub>R<sub>6</sub>-C(O)-**;

wherein each **Y** is further covalently attached to **NR<sub>5</sub>R<sub>6</sub>**, C<sub>1-3</sub> alkyl, C<sub>3-6</sub> cycloalkylC<sub>0-2</sub>alkyl, C<sub>1-3</sub> alkoxy, phenoxy, hydroxy, phenylC<sub>0-4</sub> alkyl, piperazinylC<sub>0-4</sub> alkyl,  
25 piperidinylC<sub>0-4</sub> alkyl, pyrrolidinylC<sub>0-4</sub> alkyl, morpholinylC<sub>0-4</sub> alkyl, tetrahydrofuranylC<sub>0-4</sub> alkyl or pyridinylC<sub>0-4</sub> alkyl, each abovelisted heterocycle, heteroaryl or phenyl is optionally substituted by one to two C<sub>1-5</sub> alkoxy carbonyl, **NR<sub>5</sub>R<sub>6</sub>-C(O)-**, C<sub>1-3</sub> alkyl, C<sub>1-3</sub> acyl, halogen or hydroxy;

each **R<sub>5</sub>** and **R<sub>6</sub>** are independently hydrogen, phenylC<sub>0-3</sub> alkyl optionally substituted by  
30 halogen or C<sub>1-3</sub> alkyl, acetyl, benzoyl or C<sub>1-4</sub> branched or unbranched alkyl optionally substituted by C<sub>1-2</sub> alkoxy, hydroxy or mono or diC<sub>1-3</sub> alkyl amino.



In another embodiment of the invention there is provided of the formula(I) as described immediately above, and wherein

5

**L** is -O-;

**Y** is

a bond, -O-, -S-, -S(O)-, -S(O)<sub>2</sub>-, -CH<sub>2</sub>-, -CH(OH)-, -CH(CH<sub>3</sub>)-, -NH-, -C(O)-NH-, >C(O),  
10 =CH=CHCH<sub>2</sub>-;

or **Y** is imidazolyl, thiazolyl, pyrrolidinyl, oxazolyl or phenyl each optionally substituted by one hydroxy, oxo, C<sub>1-3</sub> alkyl, C<sub>1-3</sub> alkoxy, C<sub>1-5</sub> alkoxy carbonyl, NR<sub>5</sub>R<sub>6</sub> or NR<sub>5</sub>R<sub>6</sub>-C(O)-;

wherein each **Y** is further covalently attached to NR<sub>5</sub>R<sub>6</sub>, methyl, ethyl, methoxy, phenoxy,  
15 hydroxy, C<sub>3-6</sub> cycloalkylC<sub>0-2</sub>alkyl, phenylC<sub>0-1</sub> alkyl, piperazinylC<sub>0-2</sub> alkyl, piperidinyl, pyrrolidinylC<sub>0-1</sub> alkyl, morpholinylC<sub>0-2</sub> alkyl tetrahydrofuranylC<sub>0-2</sub> alkyl or pyridinyl, each abovelisted heterocycle, heteroaryl or phenyl is optionally substituted by one to two C<sub>3-5</sub> alkoxy carbonyl, acetyl, N-methylamide, N-ethylamide, methyl, ethyl, halogen or hydroxy;

20 each **R<sub>5</sub>** and **R<sub>6</sub>** are independently hydrogen, phenyl, benzyl each optionally substituted by chlorine, bromine, fluorine or C<sub>1-2</sub> alkyl, acetyl, benzoyl or C<sub>1-4</sub> branched or unbranched alkyl optionally substituted by methoxy, hydroxy or mono or diC<sub>1-3</sub> alkyl amino; and

**R<sub>3</sub>** is C<sub>1-3</sub> alkyl-S(O)<sub>2</sub>-NH- or C<sub>1-3</sub> alkyl-O-C(O)-NH-.

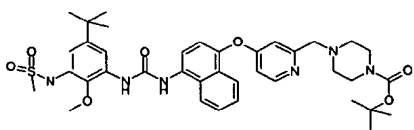
25

In an ultimately preferred embodiment of the invention there is provided of the formula(I) as described immediately above, and wherein

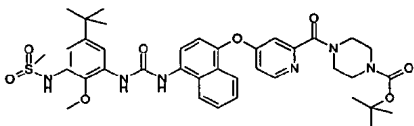
**R<sub>3</sub>** is CH<sub>3</sub>-S(O)<sub>2</sub>-NH- or CH<sub>3</sub>-O-C(O)-NH-.

30

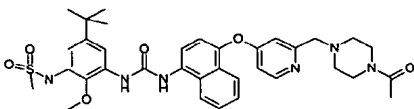
The following are representative compounds of the formula (I) where **n** is 1 which can be made by the methods disclosed herein:



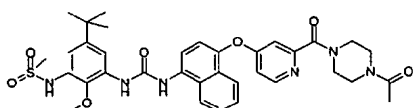
4-(4-{4-[3-(5-*tert*-Butyl-3-methanesulfonylamino-2-methoxy-phenyl)-ureido]-naphthalen-1-yloxy}-pyridin-2-ylmethyl)-piperazine-1-carboxylic acid *tert*-butyl ester;



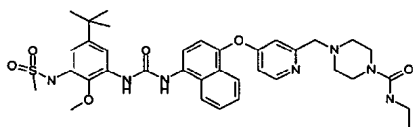
4-(4-{4-[3-(5-*tert*-Butyl-3-methanesulfonylamino-2-methoxy-phenyl)-ureido]-naphthalen-1-yloxy}-pyridine-2-carbonyl)-piperazine-1-carboxylic acid *tert*-butyl ester;



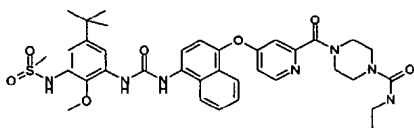
*N*-[3-(3-{4-[2-(4-Acetyl-piperazin-1-ylmethyl)-pyridin-4-yloxy]-naphthalen-1-yl}-ureido)-5-*tert*-butyl-2-methoxy-phenyl]-methanesulfonamide;



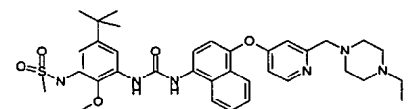
*N*-[3-(3-{4-[2-(4-Acetyl-piperazine-1-carbonyl)-pyridin-4-yloxy]-naphthalen-1-yl}-ureido)-5-*tert*-butyl-2-methoxy-phenyl]-methanesulfonamide;



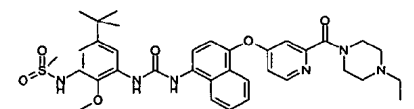
4-(4-{4-[3-(5-*tert*-Butyl-3-methanesulfonylamino-2-methoxy-phenyl)-ureido]-naphthalen-1-yloxy}-pyridin-2-ylmethyl)-piperazine-1-carboxylic acid ethylamide;



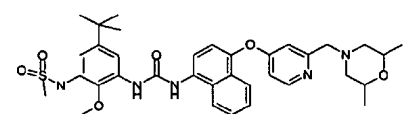
4-(4-{4-[3-(5-*tert*-Butyl-3-methanesulfonylamino-2-methoxy-phenyl)-ureido]-naphthalen-1-yloxy}-pyridine-2-carbonyl)-piperazine-1-carboxylic acid ethylamide;



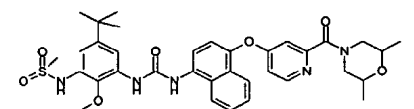
*N*-[5-*tert*-Butyl-3-(3-{4-[2-(4-ethyl-piperazin-1-ylmethyl)-pyridin-4-yloxy]-naphthalen-1-yl}-ureido)-2-methoxy-phenyl]-methanesulfonamide;



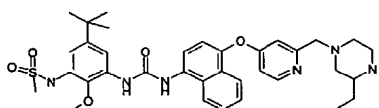
*N*-[5-*tert*-Butyl-3-(3-{4-[2-(4-ethyl-piperazine-1-carbonyl)-pyridin-4-yloxy]-naphthalen-1-yl}-ureido)-2-methoxy-phenyl]-methanesulfonamide;



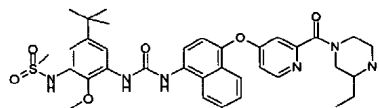
*N*-[5-*tert*-Butyl-3-(3-{4-[2-(2,6-dimethyl-morpholin-4-ylmethyl)-pyridin-4-yloxy]-naphthalen-1-yl}-ureido)-2-methoxy-phenyl]-methanesulfonamide;



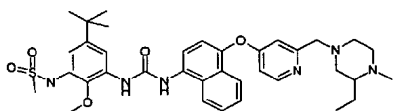
*N*-[5-*tert*-Butyl-3-(3-{4-[2-(2,6-dimethyl-morpholine-4-carbonyl)-pyridin-4-yloxy]-naphthalen-1-yl}-ureido)-2-methoxy-phenyl]-methanesulfonamide;



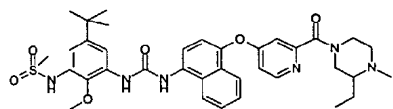
*N*-[5-*tert*-Butyl-3-(3-{4-[2-(3-ethyl-piperazin-1-ylmethyl)-pyridin-4-yloxy]-naphthalen-1-yl}-ureido)-2-methoxy-phenyl]-methanesulfonamide;



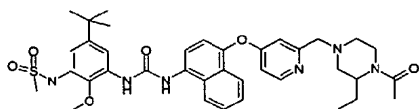
*N*-[5-*tert*-Butyl-3-(3-{4-[2-(3-ethyl-piperazine-1-carbonyl)-pyridin-4-yloxy]-naphthalen-1-yl}-ureido)-2-methoxy-phenyl]-methanesulfonamide;



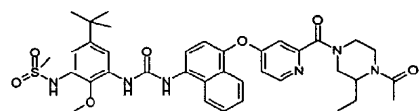
*N*-[5-*tert*-Butyl-3-(3-{4-[2-(3-ethyl-4-methyl-piperazin-1-ylmethyl)-pyridin-4-yloxy]-naphthalen-1-yl}-ureido)-2-methoxy-phenyl]-methanesulfonamide;



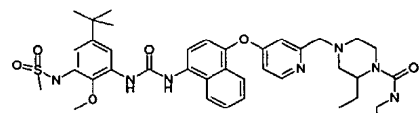
*N*-[5-*tert*-Butyl-3-(3-{4-[2-(3-ethyl-4-methyl-piperazine-1-carbonyl)-pyridin-4-yloxy]-naphthalen-1-yl}-ureido)-2-methoxy-phenyl]-methanesulfonamide;



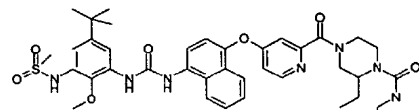
*N*-[3-(3-{4-[2-(4-Acetyl-3-ethyl-piperazin-1-ylmethyl)-pyridin-4-yloxy]-naphthalen-1-yl}-ureido)-5-*tert*-butyl-2-methoxy-phenyl]-methanesulfonamide;



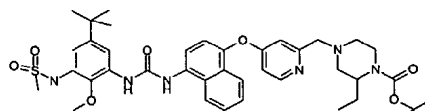
*N*-[3-(3-{4-[2-(4-Acetyl-3-ethyl-piperazine-1-carbonyl)-pyridin-4-yloxy]-naphthalen-1-yl}-ureido)-5-*tert*-butyl-2-methoxy-phenyl]-methanesulfonamide;



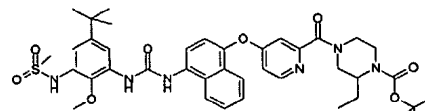
4-(4-{4-[3-(5-*tert*-Butyl-3-methanesulfonylamino-2-methoxy-phenyl)-ureido]-naphthalen-1-yloxy}-pyridin-2-ylmethyl)-2-ethyl-piperazine-1-carboxylic acid ethylamide;



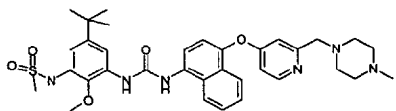
4-(4-{4-[3-(5-*tert*-Butyl-3-methanesulfonylamino-2-methoxy-phenyl)-ureido]-naphthalen-1-yloxy}-pyridine-2-carbonyl)-2-ethyl-piperazine-1-carboxylic acid ethylamide;



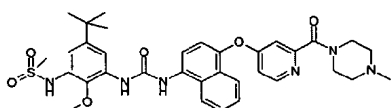
4-(4-{4-[3-(5-*tert*-Butyl-3-methanesulfonylamino-2-methoxy-phenyl)-ureido]-naphthalen-1-yloxy}-pyridin-2-ylmethyl)-2-ethyl-piperazine-1-carboxylic acid *tert*-butyl ester;



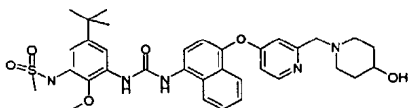
4-(4-{4-[3-(5-*tert*-Butyl-3-methanesulfonylamino-2-methoxy-phenyl)-ureido]-naphthalen-1-yloxy}-pyridine-2-carbonyl)-2-ethyl-piperazine-1-carboxylic acid *tert*-butyl ester;



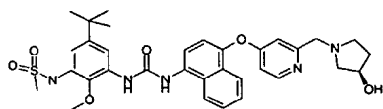
*N*-[5-*tert*-Butyl-2-methoxy-3-(3-{4-[2-(4-methyl-piperazin-1-ylmethyl)-pyridin-4-yloxy]-naphthalen-1-yl}-ureido)-phenyl]-methanesulfonamide;



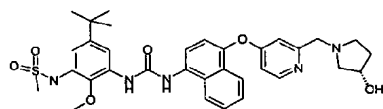
*N*-[5-*tert*-Butyl-2-methoxy-3-(3-{4-[2-(4-methylpiperazine-1-carbonyl)-pyridin-4-yloxy]-naphthalen-1-yl}-ureido)-phenyl]-methanesulfonamide;



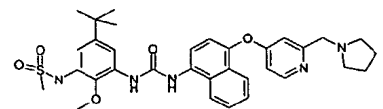
*N*-[5-*tert*-Butyl-3-(3-{4-[2-(4-hydroxypiperidin-1-ylmethyl)-pyridin-4-yloxy]-naphthalen-1-yl}-ureido)-2-methoxy-phenyl]-methanesulfonamide;



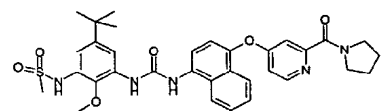
*N*-[5-*tert*-Butyl-3-(3-{4-[2-(3*R*-hydroxypyrrolidin-1-ylmethyl)-pyridin-4-yloxy]-naphthalen-1-yl}-ureido)-2-methoxy-phenyl]-methanesulfonamide;



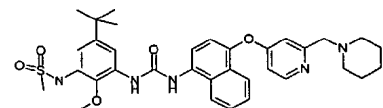
*N*-[5-*tert*-Butyl-3-(3-{4-[2-(3*S*-hydroxypyrrolidin-1-ylmethyl)-pyridin-4-yloxy]-naphthalen-1-yl}-ureido)-2-methoxy-phenyl]-methanesulfonamide;



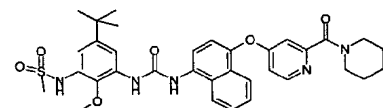
*N*-(5-*tert*-Butyl-2-methoxy-3-{3-[4-(2-pyrrolidin-1-ylmethyl)-pyridin-4-yloxy]-naphthalen-1-yl}-ureido)-phenyl-methanesulfonamide;



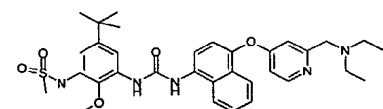
*N*-[5-*tert*-Butyl-2-methoxy-3-(3-{4-[2-(pyrrolidine-1-carbonyl)-pyridin-4-yloxy]-naphthalen-1-yl}-ureido)-phenyl]-methanesulfonamide;



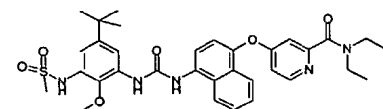
*N*-(5-*tert*-Butyl-2-methoxy-3-{3-[4-(2-piperidin-1-ylmethyl)-pyridin-4-yloxy]-naphthalen-1-yl}-ureido)-phenyl-methanesulfonamide;



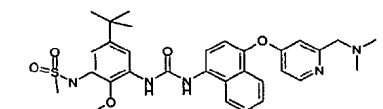
*N*-[5-*tert*-Butyl-2-methoxy-3-(3-{4-[2-(piperidine-1-carbonyl)-pyridin-4-yloxy]-naphthalen-1-yl}-ureido)-phenyl]-methanesulfonamide;



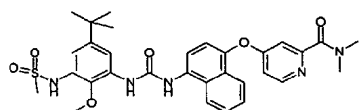
*N*-(5-*tert*-Butyl-3-{3-[4-(2-diethylaminomethyl)-pyridin-4-yloxy]-naphthalen-1-yl}-ureido)-2-methoxy-phenyl-methanesulfonamide;



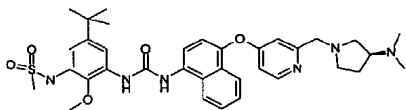
4-{4-[3-(5-*tert*-Butyl-3-methanesulfonylamino-2-methoxy-phenyl)-ureido]-naphthalen-1-yloxy}-pyridine-2-carboxylic acid diethylamide;



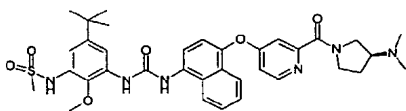
*N*-(5-*tert*-Butyl-3-{3-[4-(2-dimethylaminomethyl)-pyridin-4-yloxy]-naphthalen-1-yl}-ureido)-2-methoxy-phenyl-methanesulfonamide;



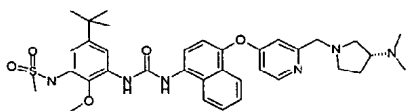
4-{4-[3-(5-*tert*-Butyl-3-methanesulfonylamino-2-methoxy-phenyl)-ureido]-naphthalen-1-yloxy}-pyridine-2-carboxylic acid dimethylamide;



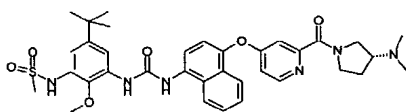
*N*-[5-*tert*-Butyl-3-(3-{4-[2-(3*S*-dimethylamino-pyrrolidin-1-yl)methyl]-pyridin-4-yloxy]-naphthalen-1-yl}-ureido)-2-methoxy-phenyl]-methanesulfonamide;



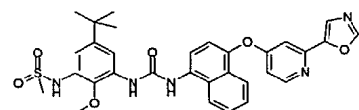
*N*-[5-*tert*-Butyl-3-(3-{4-[2-(3*S*-dimethylamino-pyrrolidine-1-carbonyl)-pyridin-4-yloxy]-naphthalen-1-yl}-ureido)-2-methoxy-phenyl]-methanesulfonamide;



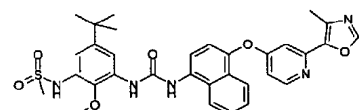
*N*-[5-*tert*-Butyl-3-(3-{4-[2-(3*R*-dimethylamino-pyrrolidin-1-yl)methyl]-pyridin-4-yloxy]-naphthalen-1-yl}-ureido)-2-methoxy-phenyl]-methanesulfonamide;



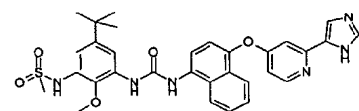
*N*-[5-*tert*-Butyl-3-(3-{4-[2-(3*R*-dimethylamino-pyrrolidine-1-carbonyl)-pyridin-4-yloxy]-naphthalen-1-yl}-ureido)-2-methoxy-phenyl]-methanesulfonamide;



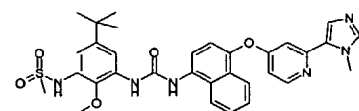
*N*-(5-*tert*-Butyl-2-methoxy-3-{3-[4-(2-oxazol-5-yl)-pyridin-4-yloxy]-naphthalen-1-yl}-ureido)-phenyl)-methanesulfonamide;



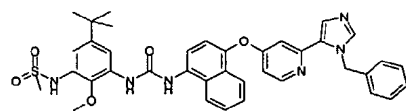
*N*-[5-*tert*-Butyl-2-methoxy-3-(3-{4-[2-(4-methyl-oxazol-5-yl)-pyridin-4-yloxy]-naphthalen-1-yl}-ureido)-phenyl]-methanesulfonamide;



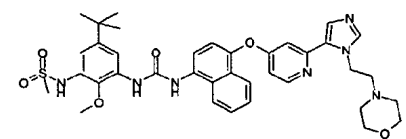
*N*-[5-*tert*-Butyl-3-(3-{4-[2-(3*H*-imidazol-4-yl)-pyridin-4-yloxy]-naphthalen-1-yl}-ureido)-2-methoxy-phenyl]-methanesulfonamide;



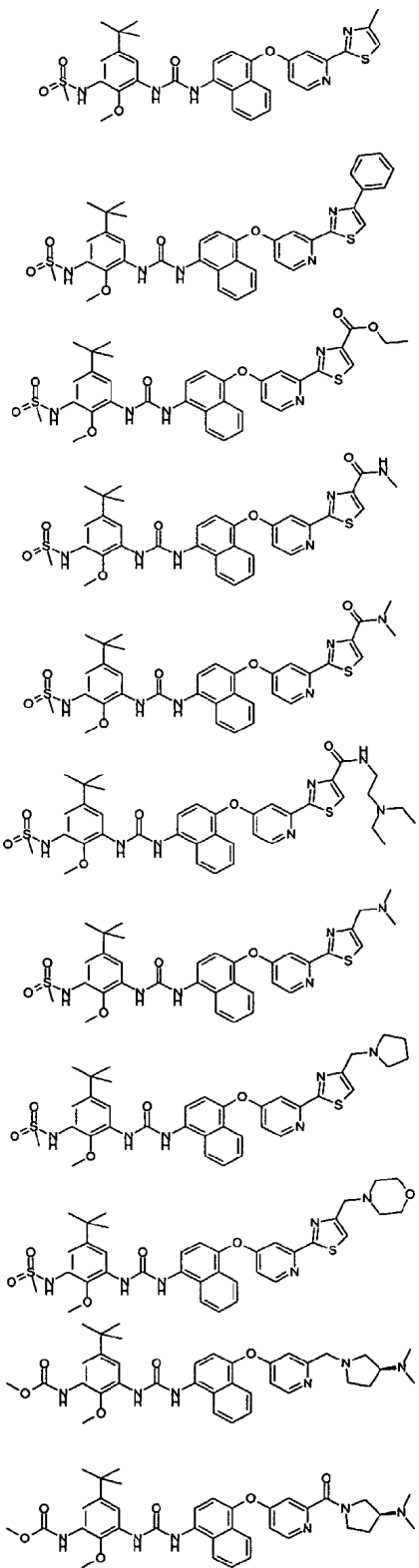
*N*-[5-*tert*-Butyl-2-methoxy-3-(3-{4-[2-(3-methyl-3*H*-imidazol-4-yl)-pyridin-4-yloxy]-naphthalen-1-yl}-ureido)-phenyl]-methanesulfonamide;



*N*-[3-(3-{4-[2-(3-Benzyl-3*H*-imidazol-4-yl)-pyridin-4-yloxy]-naphthalen-1-yl}-ureido)-5-*tert*-butyl-2-methoxy-phenyl]-methanesulfonamide;



*N*-{5-*tert*-Butyl-2-methoxy-3-[3-(4-{2-[3-(2-morpholin-4-yl-ethyl)-3*H*-imidazol-4-yl]-pyridin-4-yloxy}-naphthalen-1-yl)-ureido]-phenyl}-methanesulfonamide;



*N*-[5-*tert*-Butyl-2-methoxy-3-(3-{4-[2-(4-methylthiazol-2-yl)-pyridin-4-yloxy]-naphthalen-1-yl}-ureido)-phenyl]-methanesulfonamide;

*N*-[5-*tert*-Butyl-2-methoxy-3-(3-{4-[2-(4-phenylthiazol-2-yl)-pyridin-4-yloxy]-naphthalen-1-yl}-ureido)-phenyl]-methanesulfonamide;

2-(4-{4-[3-(5-*tert*-Butyl-3-methanesulfonylamino-2-methoxy-phenyl)-ureido]-naphthalen-1-yloxy}-pyridin-2-yl)-thiazole-4-carboxylic acid ethyl ester;

2-(4-{4-[3-(5-*tert*-Butyl-3-methanesulfonylamino-2-methoxy-phenyl)-ureido]-naphthalen-1-yloxy}-pyridin-2-yl)-thiazole-4-carboxylic acid methylamide;

2-(4-{4-[3-(5-*tert*-Butyl-3-methanesulfonylamino-2-methoxy-phenyl)-ureido]-naphthalen-1-yloxy}-pyridin-2-yl)-thiazole-4-carboxylic acid dimethylamide;

2-(4-{4-[3-(5-*tert*-Butyl-3-methanesulfonylamino-2-methoxy-phenyl)-ureido]-naphthalen-1-yloxy}-pyridin-2-yl)-thiazole-4-carboxylic acid (2-diethylamino-ethyl)-amide;

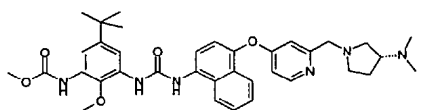
*N*-[5-*tert*-Butyl-3-(3-{4-[2-(4-dimethylaminomethylthiazol-2-yl)-pyridin-4-yloxy]-naphthalen-1-yl}-ureido)-2-methoxy-phenyl]-methanesulfonamide;

*N*-[5-*tert*-Butyl-2-methoxy-3-(3-{4-[2-(4-pyrrolidin-1-ylmethylthiazol-2-yl)-pyridin-4-yloxy]-naphthalen-1-yl}-ureido)-phenyl]-methanesulfonamide;

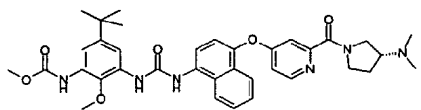
*N*-[5-*tert*-Butyl-2-methoxy-3-(3-{4-[2-(4-morpholin-4-ylmethylthiazol-2-yl)-pyridin-4-yloxy]-naphthalen-1-yl}-ureido)-phenyl]-methanesulfonamide;

[5-*tert*-Butyl-3-(3-{4-[2-(3*S*-dimethylamino-pyrrolidin-1-ylmethyl)-pyridin-4-yloxy]-naphthalen-1-yl}-ureido)-2-methoxy-phenyl]-carbamic acid methyl ester;

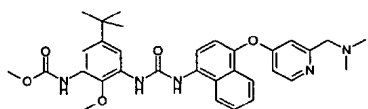
[5-*tert*-Butyl-3-(3-{4-[2-(3*S*-dimethylamino-pyrrolidine-1-carbonyl)-pyridin-4-yloxy]-naphthalen-1-yl}-ureido)-2-methoxy-phenyl]-carbamic acid methyl ester;



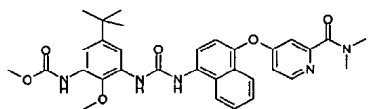
[5-*tert*-Butyl-3-(3-{4-[2-(3R-dimethylamino-pyrrolidin-1-yl)methyl]-pyridin-4-yloxy]-naphthalen-1-yl}-ureido)-2-methoxy-phenyl]-carbamic acid methyl ester;



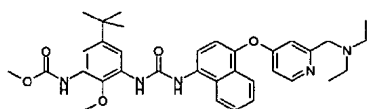
[5-*tert*-Butyl-3-(3-{4-[2-(3R-dimethylamino-pyrrolidine-1-carbonyl)-pyridin-4-yloxy]-naphthalen-1-yl}-ureido)-2-methoxy-phenyl]-carbamic acid methyl ester;



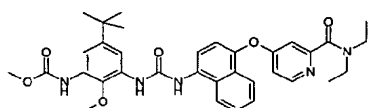
(5-*tert*-Butyl-3-{3-[4-(2-dimethylaminomethyl-pyridin-4-yloxy)-naphthalen-1-yl]-ureido}-2-methoxy-phenyl)-carbamic acid methyl ester;



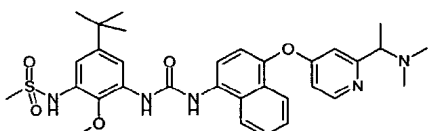
(5-*tert*-Butyl-3-{3-[4-(2-dimethylcarbamoyl-pyridin-4-yloxy)-naphthalen-1-yl]-ureido}-2-methoxy-phenyl)-carbamic acid methyl ester;



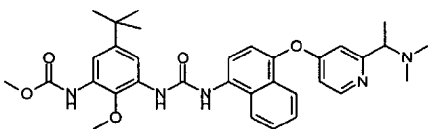
(5-*tert*-Butyl-3-{3-[4-(2-diethylaminomethyl-pyridin-4-yloxy)-naphthalen-1-yl]-ureido}-2-methoxy-phenyl)-carbamic acid methyl ester;



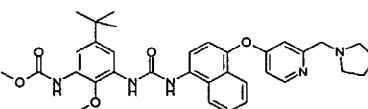
(5-*tert*-Butyl-3-{3-[4-(2-diethylcarbamoyl-pyridin-4-yloxy)-naphthalen-1-yl]-ureido}-2-methoxy-phenyl)-carbamic acid methyl ester;



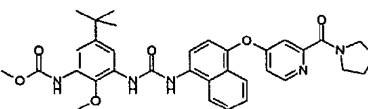
*N*-[5-*tert*-Butyl-3-(3-{4-[2-(1-dimethylamino-ethyl)-pyridin-4-yloxy]-naphthalen-1-yl}-ureido)-2-methoxy-phenyl]-methanesulfonamide;



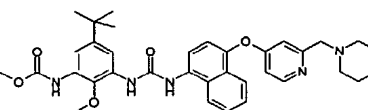
[5-*tert*-Butyl-3-(3-{4-[2-(1-dimethylamino-ethyl)-pyridin-4-yloxy]-naphthalen-1-yl}-ureido)-2-methoxy-phenyl]-carbamic acid methyl ester;



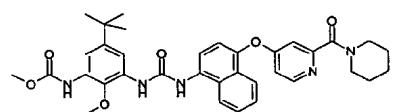
(5-*tert*-Butyl-2-methoxy-3-{3-[4-(2-pyrrolidin-1-ylmethyl-pyridin-4-yloxy)-naphthalen-1-yl]-ureido}-phenyl)-carbamic acid methyl ester;



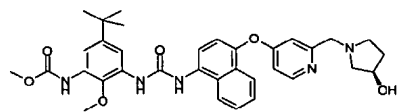
[5-*tert*-Butyl-2-methoxy-3-(3-{4-[2-(pyrrolidine-1-carbonyl)-pyridin-4-yloxy]-naphthalen-1-yl}-ureido)-phenyl]-carbamic acid methyl ester;



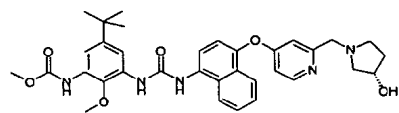
(5-*tert*-Butyl-2-methoxy-3-{3-[4-(2-piperidin-1-ylmethyl-pyridin-4-yloxy)-naphthalen-1-yl]-ureido}-phenyl)-carbamic acid methyl ester;



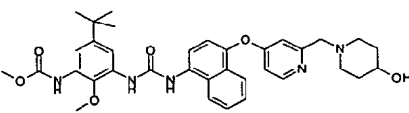
[5-*tert*-Butyl-2-methoxy-3-(3-{4-[2-(piperidine-1-carbonyl)-pyridin-4-yloxy]-naphthalen-1-yl}-ureido)-phenyl]-carbamic acid methyl ester;



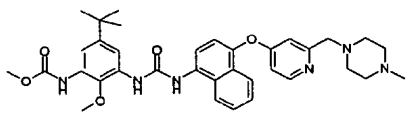
[5-*tert*-Butyl-3-(3-{4-[2-(3R-hydroxy-pyrrolidin-1-ylmethyl)-pyridin-4-yloxy]-naphthalen-1-yl}-ureido)-2-methoxy-phenyl]-carbamic acid methyl ester;



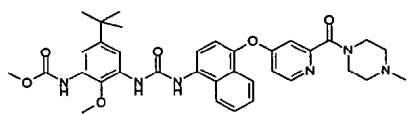
[5-*tert*-Butyl-3-(3-{4-[2-(3S-hydroxy-pyrrolidin-1-ylmethyl)-pyridin-4-yloxy]-naphthalen-1-yl}-ureido)-2-methoxy-phenyl]-carbamic acid methyl ester;



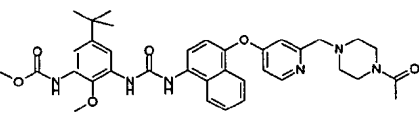
[5-*tert*-Butyl-3-(3-{4-[2-(4-hydroxy-piperidin-1-ylmethyl)-pyridin-4-yloxy]-naphthalen-1-yl}-ureido)-2-methoxy-phenyl]-carbamic acid methyl ester;



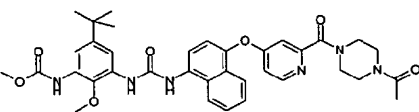
[5-*tert*-Butyl-2-methoxy-3-(3-{4-[2-(4-methyl-piperazin-1-ylmethyl)-pyridin-4-yloxy]-naphthalen-1-yl}-ureido)-phenyl]-carbamic acid methyl ester;



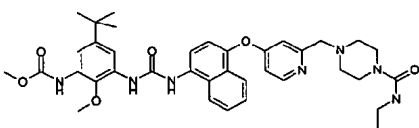
[5-*tert*-Butyl-2-methoxy-3-(3-{4-[2-(4-methyl-piperazine-1-carbonyl)-pyridin-4-yloxy]-naphthalen-1-yl}-ureido)-phenyl]-carbamic acid methyl ester;



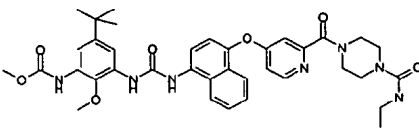
[3-(3-{4-[2-(4-Acetyl-piperazin-1-ylmethyl)-pyridin-4-yloxy]-naphthalen-1-yl}-ureido)-5-*tert*-butyl-2-methoxy-phenyl]-carbamic acid methyl ester;



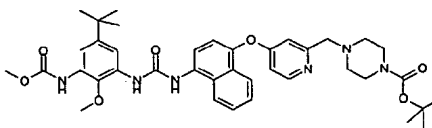
[3-(3-{4-[2-(4-Acetyl-piperazine-1-carbonyl)-pyridin-4-yloxy]-naphthalen-1-yl}-ureido)-5-*tert*-butyl-2-methoxy-phenyl]-carbamic acid methyl ester;



[5-*tert*-Butyl-3-(3-{4-[2-(4-ethylcarbamoyl-piperazin-1-ylmethyl)-pyridin-4-yloxy]-naphthalen-1-yl}-ureido)-2-methoxy-phenyl]-carbamic acid methyl ester;

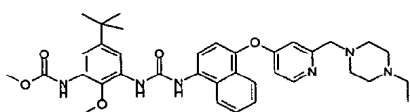


[5-*tert*-Butyl-3-(3-{4-[2-(4-ethylcarbamoyl-piperazine-1-carbonyl)-pyridin-4-yloxy]-naphthalen-1-yl}-ureido)-2-methoxy-phenyl]-carbamic acid methyl ester;

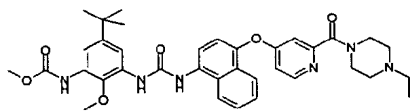


4-(4-{4-[3-(5-*tert*-Butyl-2-methoxy-3-methoxycarbonylamino-phenyl)-ureido]-naphthalen-1-yloxy}-pyridine-2-carbonyl)-piperazine-1-carboxylic acid *tert*-butyl ester;

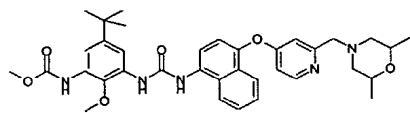




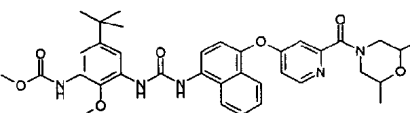
[5-*tert*-Butyl-3-(3-{4-[2-(4-ethyl-piperazin-1-ylmethyl)-pyridin-4-yloxy]-naphthalen-1-yl}-ureido)-2-methoxy-phenyl]-carbamic acid methyl ester;



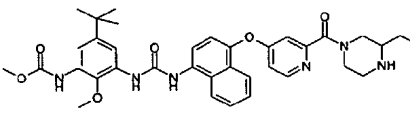
[5-*tert*-Butyl-3-(3-{4-[2-(4-ethyl-piperazine-1-carbonyl)-pyridin-4-yloxy]-naphthalen-1-yl}-ureido)-2-methoxy-phenyl]-carbamic acid methyl ester;



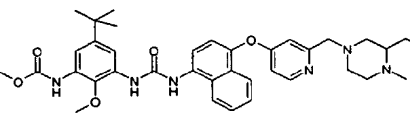
[5-*tert*-Butyl-3-(3-{4-[2-(2,6-dimethyl-morpholin-4-ylmethyl)-pyridin-4-yloxy]-naphthalen-1-yl}-ureido)-2-methoxy-phenyl]-carbamic acid methyl ester;



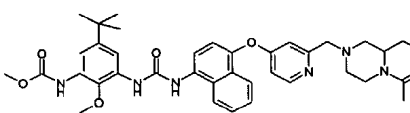
[5-*tert*-Butyl-3-(3-{4-[2-(2,6-dimethyl-morpholine-4-carbonyl)-pyridin-4-yloxy]-naphthalen-1-yl}-ureido)-2-methoxy-phenyl]-carbamic acid methyl ester;



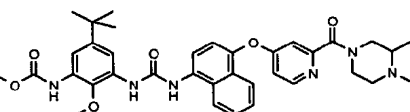
[5-*tert*-Butyl-3-(3-{4-[2-(3-ethyl-piperazine-1-carbonyl)-pyridin-4-yloxy]-naphthalen-1-yl}-ureido)-2-methoxy-phenyl]-carbamic acid methyl ester;



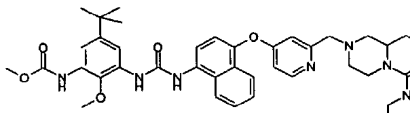
[5-*tert*-Butyl-3-(3-{4-[2-(3-ethyl-4-methyl-piperazin-1-ylmethyl)-pyridin-4-yloxy]-naphthalen-1-yl}-ureido)-2-methoxy-phenyl]-carbamic acid methyl ester;



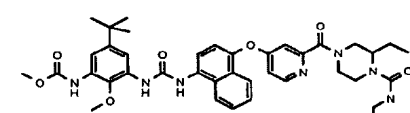
[3-(3-{4-[2-(4-Acetyl-3-ethyl-piperazin-1-ylmethyl)-pyridin-4-yloxy]-naphthalen-1-yl}-ureido)-5-*tert*-butyl-2-methoxy-phenyl]-carbamic acid methyl ester;



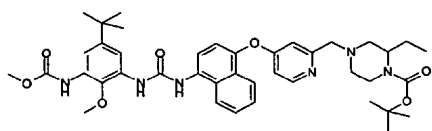
[3-(3-{4-[2-(4-Acetyl-3-ethyl-piperazine-1-carbonyl)-pyridin-4-yloxy]-naphthalen-1-yl}-ureido)-5-*tert*-butyl-2-methoxy-phenyl]-carbamic acid methyl ester;



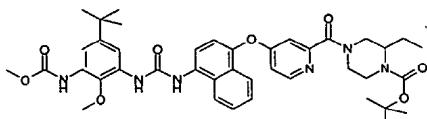
[5-*tert*-Butyl-3-(3-{4-[2-(3-ethyl-4-ethylcarbamoyl-piperazin-1-ylmethyl)-pyridin-4-yloxy]-naphthalen-1-yl}-ureido)-2-methoxy-phenyl]-carbamic acid methyl ester;



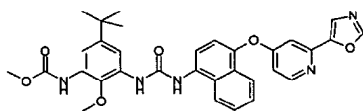
[5-*tert*-Butyl-3-(3-{4-[2-(3-ethyl-4-ethylcarbamoyl-piperazine-1-carbonyl)-pyridin-4-yloxy]-naphthalen-1-yl}-ureido)-2-methoxy-phenyl]-carbamic acid methyl ester;



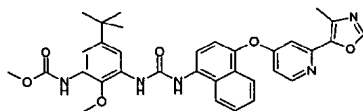
4-(4-{4-[3-(5-*tert*-Butyl-2-methoxy-3-methoxycarbonylamino-phenyl)-ureido]-naphthalen-1-yloxy}-pyridin-2-ylmethyl)-2-ethyl-piperazine-1-carboxylic acid *tert*-butyl ester;



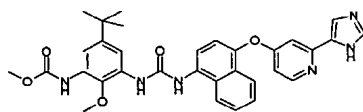
4-(4-{4-[3-(5-*tert*-Butyl-2-methoxy-3-methoxycarbonylamino-phenyl)-ureido]-naphthalen-1-yloxy}-pyridine-2-carbonyl)-2-ethyl-piperazine-1-carboxylic acid *tert*-butyl ester;



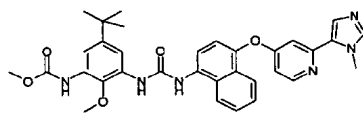
(5-*tert*-Butyl-2-methoxy-3-{3-[4-(2-oxazol-5-yl-pyridin-4-yloxy)-naphthalen-1-yl]-ureido}-phenyl)-carbamic acid methyl ester;



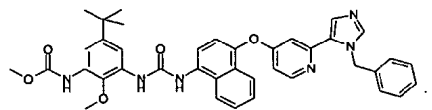
[5-*tert*-Butyl-2-methoxy-3-(3-{4-[2-(4-methyl-oxazol-5-yl)-pyridin-4-yloxy]-naphthalen-1-yl}-ureido)-phenyl]-carbamic acid methyl ester;



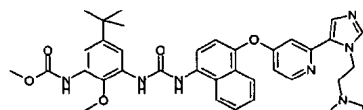
[5-*tert*-Butyl-3-(3-{4-[2-(3*H*-imidazol-4-yl)-pyridin-4-yloxy]-naphthalen-1-yl}-ureido)-2-methoxy-phenyl]-carbamic acid methyl ester;



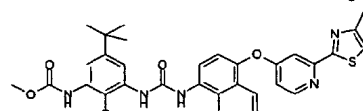
[5-*tert*-Butyl-2-methoxy-3-(3-{4-[2-(3-methyl-3*H*-imidazol-4-yl)-pyridin-4-yloxy]-naphthalen-1-yl}-ureido)-phenyl]-carbamic acid methyl ester;



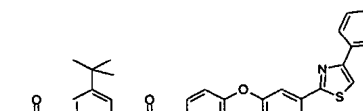
[3-(3-{4-[2-(3-Benzyl-3*H*-imidazol-4-yl)-pyridin-4-yloxy]-naphthalen-1-yl}-ureido)-5-*tert*-butyl-2-methoxy-phenyl]-carbamic acid methyl ester;



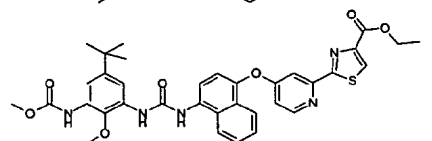
{5-*tert*-Butyl-2-methoxy-3-[3-(4-{2-[3-(2-morpholin-4-yl-ethyl)-3*H*-imidazol-4-yl]-pyridin-4-yloxy}-naphthalen-1-yl)-ureido]-phenyl}-carbamic acid methyl ester;



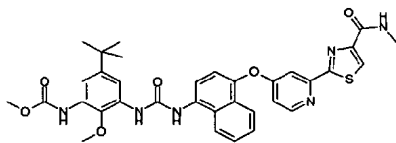
[5-*tert*-Butyl-2-methoxy-3-(3-{4-[2-(4-methyl-thiazol-2-yl)-pyridin-4-yloxy]-naphthalen-1-yl}-ureido)-phenyl]-carbamic acid methyl ester;



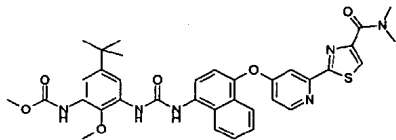
[5-*tert*-Butyl-2-methoxy-3-(3-{4-[2-(4-phenyl-thiazol-2-yl)-pyridin-4-yloxy]-naphthalen-1-yl}-ureido)-phenyl]-carbamic acid methyl ester;



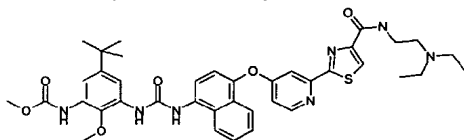
2-(4-{4-[3-(5-*tert*-Butyl-2-methoxy-3-methoxycarbonylamino-phenyl)-ureido]-naphthalen-1-yloxy}-pyridin-2-yl)-thiazole-4-carboxylic acid ethyl ester;



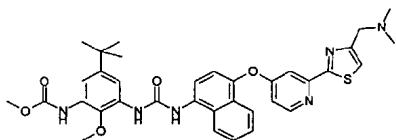
[5-*tert*-Butyl-2-methoxy-3-(3-{4-[2-(4-methylcarbamoyl-thiazol-2-yl)-pyridin-4-yloxy]-naphthalen-1-yl}-ureido)-phenyl]-carbamic acid methyl ester;



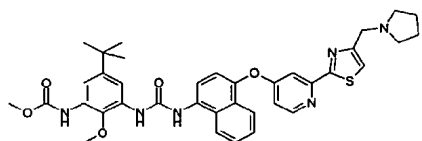
[5-*tert*-Butyl-3-(3-{4-[2-(4-dimethylcarbamoyl-thiazol-2-yl)-pyridin-4-yloxy]-naphthalen-1-yl}-ureido)-2-methoxy-phenyl]-carbamic acid methyl ester;



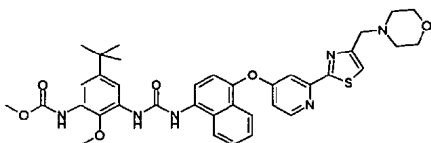
{5-*tert*-Butyl-3-[3-(4-{2-[4-(2-diethylaminoethylcarbamoyl)-thiazol-2-yl]-pyridin-4-yloxy}-naphthalen-1-yl)-ureido]-2-methoxy-phenyl}-carbamic acid methyl ester;



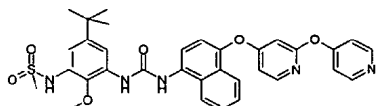
[5-*tert*-Butyl-3-(3-{4-[2-(4-dimethylaminomethyl-thiazol-2-yl)-pyridin-4-yloxy]-naphthalen-1-yl}-ureido)-2-methoxy-phenyl]-carbamic acid methyl ester;



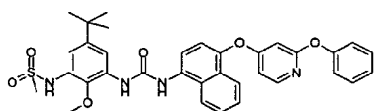
[5-*tert*-Butyl-2-methoxy-3-(3-{4-[2-(4-pyrrolidin-1-ylmethyl-thiazol-2-yl)-pyridin-4-yloxy]-naphthalen-1-yl}-ureido)-phenyl]-carbamic acid methyl ester;



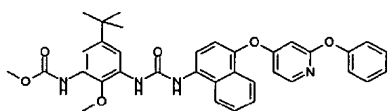
[5-*tert*-Butyl-2-methoxy-3-(3-{4-[2-(4-morpholin-4-ylmethyl-thiazol-2-yl)-pyridin-4-yloxy]-naphthalen-1-yl}-ureido)-phenyl]-carbamic acid methyl ester;



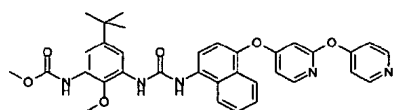
*N*-[5-*tert*-Butyl-2-methoxy-3-(3-{4-[2-(pyridin-4-yloxy)-pyridin-4-yloxy]-naphthalen-1-yl}-ureido)-phenyl]-methanesulfonamide;



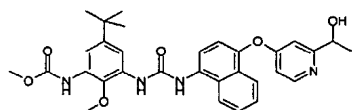
*N*-(5-*tert*-Butyl-2-methoxy-3-{3-[4-(2-phenoxy-pyridin-4-yloxy)-naphthalen-1-yl]-ureido}-phenyl)-methanesulfonamide;



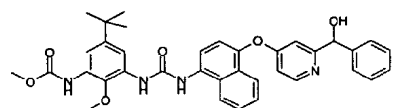
(5-*tert*-Butyl-2-methoxy-3-{3-[4-(2-phenoxy-pyridin-4-yloxy)-naphthalen-1-yl]-ureido}-phenyl)-carbamic acid methyl ester;



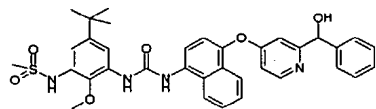
[5-*tert*-Butyl-2-methoxy-3-(3-{4-[2-(pyridin-4-yloxy)-pyridin-4-yloxy]-naphthalen-1-yl}-ureido)-phenyl]-carbamic acid methyl ester;



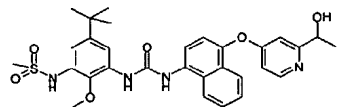
[5-*tert*-Butyl-3-(3-{4-[2-(1-hydroxy-ethyl)-pyridin-4-yloxy]-naphthalen-1-yl}-ureido)-2-methoxy-phenyl]-carbamic acid methyl ester;



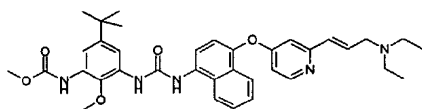
[5-*tert*-Butyl-3-(3-{4-[2-(hydroxy-phenyl)-methyl]-pyridin-4-yloxy}-naphthalen-1-yl)-ureido)-2-methoxy-phenyl]-carbamic acid methyl ester;



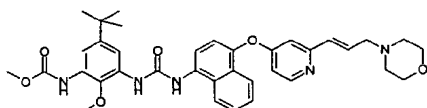
*N*-[5-*tert*-Butyl-3-(3-{4-[2-(hydroxy-phenyl)-methyl]-pyridin-4-yloxy}-naphthalen-1-yl)-ureido)-2-methoxy-phenyl]-methanesulfonamide;



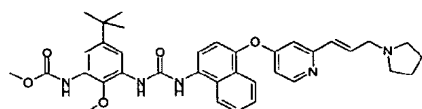
*N*-[5-*tert*-Butyl-3-(3-{4-[2-(1-hydroxy-ethyl)-pyridin-4-yloxy]-naphthalen-1-yl)-ureido)-2-methoxy-phenyl]-methanesulfonamide;



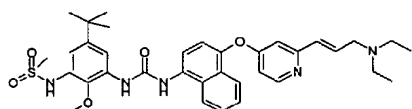
[5-*tert*-Butyl-3-(3-{4-[2-(3-diethylamino-propenyl)-pyridin-4-yloxy]-naphthalen-1-yl)-ureido)-2-methoxy-phenyl]-carbamic acid methyl ester;



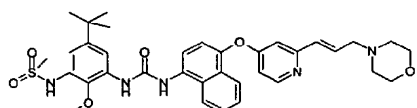
[5-*tert*-Butyl-2-methoxy-3-(3-{4-[2-(3-morpholin-4-yl-propenyl)-pyridin-4-yloxy]-naphthalen-1-yl)-ureido)-phenyl]-carbamic acid methyl ester;



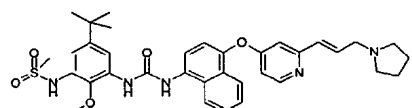
[5-*tert*-Butyl-2-methoxy-3-(3-{4-[2-(3-pyrrolidin-1-yl-propenyl)-pyridin-4-yloxy]-naphthalen-1-yl)-ureido)-phenyl]-carbamic acid methyl ester;



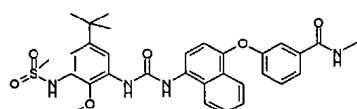
*N*-[5-*tert*-Butyl-3-(3-{4-[2-(3-diethylamino-propenyl)-pyridin-4-yloxy]-naphthalen-1-yl)-ureido)-2-methoxy-phenyl]-methanesulfonamide;



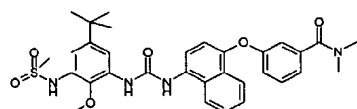
*N*-[5-*tert*-Butyl-2-methoxy-3-(3-{4-[2-(3-morpholin-4-yl-propenyl)-pyridin-4-yloxy]-naphthalen-1-yl)-ureido)-phenyl]-methanesulfonamide;



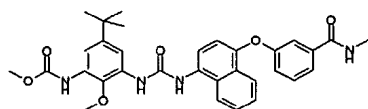
*N*-[5-*tert*-Butyl-2-methoxy-3-(3-{4-[2-(3-pyrrolidin-1-yl-propenyl)-pyridin-4-yloxy]-naphthalen-1-yl)-ureido)-phenyl]-methanesulfonamide;



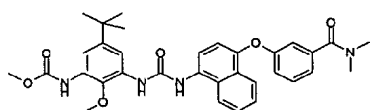
3-{4-[3-(5-*tert*-Butyl-3-methanesulfonylamino-2-methoxy-phenyl)-ureido]-naphthalen-1-yloxy}-*N*-methyl-benzamide;



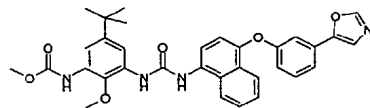
3-{4-[3-(5-*tert*-Butyl-3-methanesulfonylamino-2-methoxy-phenyl)-ureido]-naphthalen-1-yloxy}-*N,N*-dimethyl-benzamide;



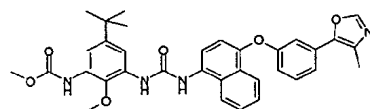
(5-*tert*-Butyl-2-methoxy-3-{3-[4-(3-methylcarbamoyl-phenoxy)-naphthalen-1-yl]-ureido}-phenyl)-carbamic acid methyl ester;



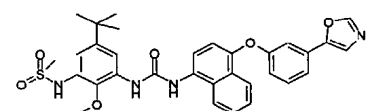
(5-*tert*-Butyl-3-{3-[4-(3-dimethylcarbamoyl-phenoxy)-naphthalen-1-yl]-ureido}-2-methoxy-phenyl)-carbamic acid methyl ester;



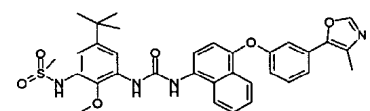
(5-*tert*-Butyl-2-methoxy-3-{3-[4-(3-oxazol-5-yl-phenoxy)-naphthalen-1-yl]-ureido}-phenyl)-carbamic acid methyl ester;



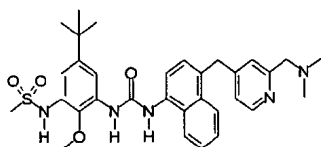
[5-*tert*-Butyl-2-methoxy-3-(3-{4-[3-(4-methyl-oxazol-5-yl)-phenoxy]-naphthalen-1-yl}-ureido)-phenyl]-carbamic acid methyl ester;



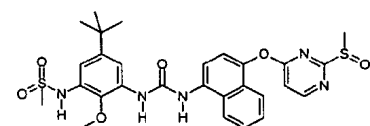
*N*-(5-*tert*-Butyl-2-methoxy-3-{3-[4-(3-oxazol-5-yl-phenoxy)-naphthalen-1-yl]-ureido}-phenyl)-methanesulfonamide;



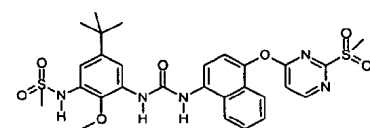
*N*-[5-*tert*-Butyl-2-methoxy-3-(3-{4-[3-(4-methyl-oxazol-5-yl)-phenoxy]-naphthalen-1-yl}-ureido)-phenyl]-methanesulfonamide;



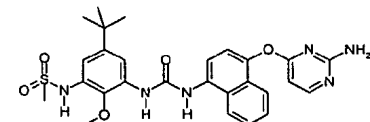
*N*-(5-*tert*-Butyl-3-{3-[4-(2-dimethylaminomethyl-pyridin-4-yl)-methyl]naphthalen-1-yl]ureido}-2-methoxyphenyl)methanesulfonamide and



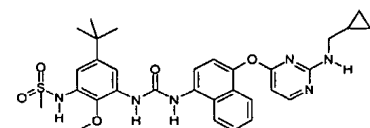
*N*-(5-*tert*-Butyl-3-{3-[4-(2-methanesulfinyl-pyrimidin-4-yloxy)-naphthalen-1-yl]-ureido}-2-methoxy-phenyl)-methanesulfonamide;



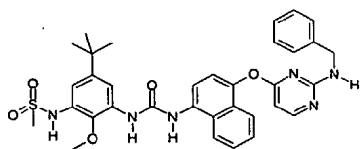
*N*-(5-*tert*-Butyl-3-{3-[4-(2-methanesulfonyl-pyrimidin-4-yloxy)-naphthalen-1-yl]-ureido}-2-methoxy-phenyl)-methanesulfonamide;



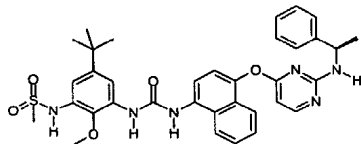
*N*-(3-{3-[4-(2-Amino-pyrimidin-4-yloxy)-naphthalen-1-yl]-ureido}-5-*tert*-butyl-2-methoxy-phenyl)-methanesulfonamide;



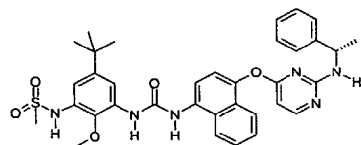
*N*-[5-*tert*-Butyl-3-(3-{4-[2-(cyclopropylmethyl-amino)-pyrimidin-4-yloxy]-naphthalen-1-yl]-ureido)-2-methoxy-phenyl]-methanesulfonamide;



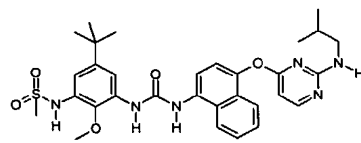
N-(3-{3-[4-(2-Benzylamino-pyrimidin-4-yloxy)-naphthalen-1-yl]-ureido}-5-tert-butyl-2-methoxy-phenyl)-methanesulfonamide;



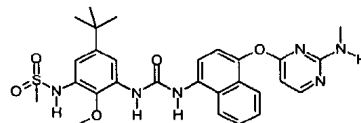
N-[5-tert-Butyl-2-methoxy-3-(3-{4-[2-(1-(R)-phenylethylamino)-pyrimidin-4-yloxy]-naphthalen-1-yl}-ureido)-phenyl]-methanesulfonamide;



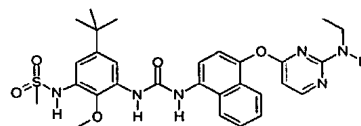
N-[5-tert-Butyl-2-methoxy-3-(3-{4-[2-(1-(S)-phenylethylamino)-pyrimidin-4-yloxy]-naphthalen-1-yl}-ureido)-phenyl]-methanesulfonamide;



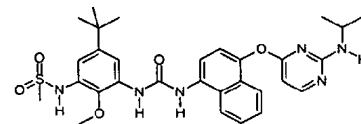
N-(5-tert-Butyl-3-{3-[4-(2-isobutylamino-pyrimidin-4-yloxy)-naphthalen-1-yl]-ureido}-2-methoxy-phenyl)-methanesulfonamide;



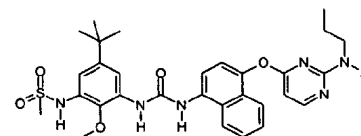
N-(5-tert-Butyl-2-methoxy-3-{3-[4-(2-methylamino-pyrimidin-4-yloxy)-naphthalen-1-yl]-ureido}-phenyl)-methanesulfonamide



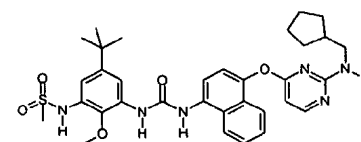
N-(5-tert-Butyl-3-{3-[4-(2-ethylamino-pyrimidin-4-yloxy)-naphthalen-1-yl]-ureido}-2-methoxy-phenyl)-methanesulfonamide;



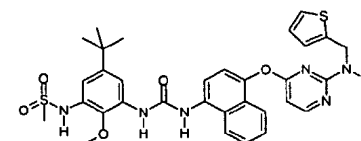
N-(5-tert-Butyl-3-{3-[4-(2-isopropylamino-pyrimidin-4-yloxy)-naphthalen-1-yl]-ureido}-2-methoxy-phenyl)-methanesulfonamide;



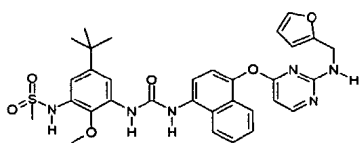
N-(5-tert-Butyl-2-methoxy-3-{3-[4-(2-propylamino-pyrimidin-4-yloxy)-naphthalen-1-yl]-ureido}-phenyl)-methanesulfonamide



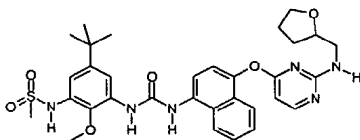
N-[5-tert-Butyl-3-(3-{4-[2-(cyclopentylmethylamino)-pyrimidin-4-yloxy]-naphthalen-1-yl}-ureido)-2-methoxy-phenyl]-methanesulfonamide;



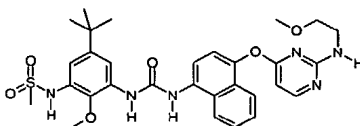
N-{5-tert-Butyl-2-methoxy-3-[3-(4-{2-[(thiophen-2-ylmethyl)-amino]-pyrimidin-4-yloxy}-naphthalen-1-yl)-ureido]-phenyl}-methanesulfonamide;



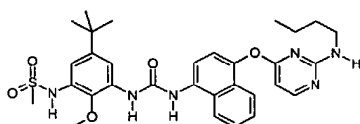
N-(5-tert-Butyl-3-[3-(4-{2-[(furan-2-ylmethyl)-amino]-pyrimidin-4-yloxy})-naphthalen-1-yl]-ureido]-2-methoxy-phenyl)-methanesulfonamide;



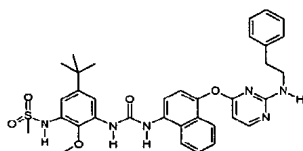
N-(5-tert-Butyl-2-methoxy-3-[3-(4-{2-[(tetrahydrofuran-2-ylmethyl)-amino]-pyrimidin-4-yloxy})-naphthalen-1-yl]-ureido]-phenyl)-methanesulfonamide;



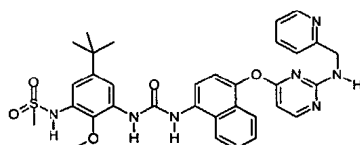
N-[5-tert-Butyl-2-methoxy-3-(3-{4-[2-(2-methoxyethylamino)-pyrimidin-4-yloxy]-naphthalen-1-yl}-ureido)-phenyl]-methanesulfonamide;



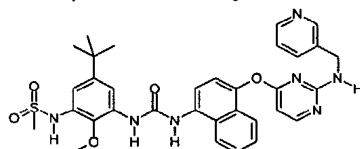
N-(5-tert-Butyl-3-{3-[4-(2-butylamino-pyrimidin-4-yloxy)-naphthalen-1-yl]-ureido}-2-methoxy-phenyl)-methanesulfonamide;



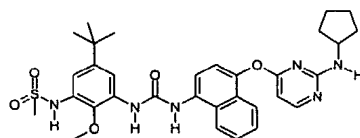
N-(5-tert-Butyl-2-methoxy-3-{3-[4-(2-phenethylamino-pyrimidin-4-yloxy)-naphthalen-1-yl]-ureido}-phenyl)-methanesulfonamide;



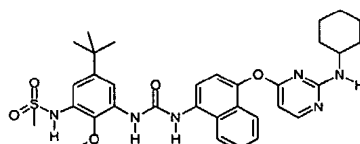
N-(5-tert-Butyl-2-methoxy-3-[3-(4-{2-[(pyridin-2-ylmethyl)-amino]-pyrimidin-4-yloxy})-naphthalen-1-yl]-ureido]-phenyl)-methanesulfonamide;



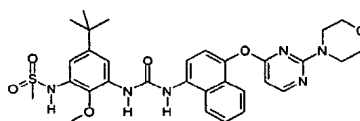
N-(5-tert-Butyl-2-methoxy-3-[3-(4-{2-[(pyridin-3-ylmethyl)-amino]-pyrimidin-4-yloxy})-naphthalen-1-yl]-ureido]-phenyl)-methanesulfonamide;



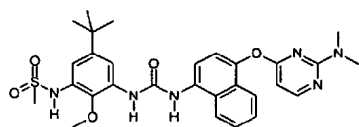
N-(5-tert-Butyl-3-{3-[4-(2-cyclopentylamino-pyrimidin-4-yloxy)-naphthalen-1-yl]-ureido}-2-methoxy-phenyl)-methanesulfonamide;



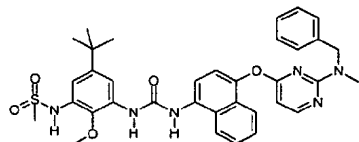
N-(5-tert-Butyl-3-{3-[4-(2-cyclohexylamino-pyrimidin-4-yloxy)-naphthalen-1-yl]-ureido}-2-methoxy-phenyl)-methanesulfonamide;



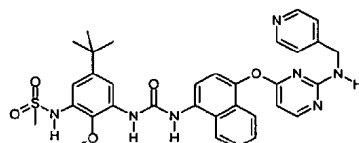
N-(5-tert-Butyl-2-methoxy-3-{3-[4-(2-morpholin-4-yl-pyrimidin-4-yloxy)-naphthalen-1-yl]-ureido}-phenyl)-methanesulfonamide;



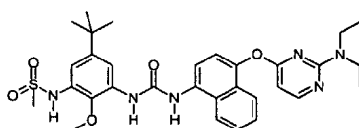
N-(5-tert-Butyl-3-{3-[4-(2-dimethylamino-pyrimidin-4-yloxy)-naphthalen-1-yl]-ureido}-2-methoxy-phenyl)-methanesulfonamide;



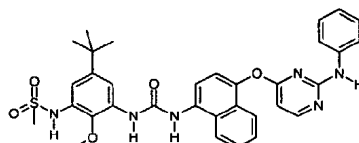
N-[3-(3-{4-[2-(Benzyl-methyl-amino)-pyrimidin-4-yloxy]-naphthalen-1-yl}-ureido)-5-tert-butyl-2-methoxy-phenyl]-methanesulfonamide



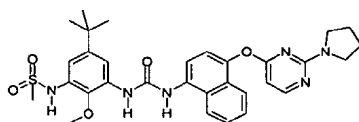
N-{5-tert-Butyl-2-methoxy-3-[3-(4-{2-[(pyridin-4-ylmethyl)-amino]-pyrimidin-4-yloxy}-naphthalen-1-yl)-ureido]-phenyl}-methanesulfonamide



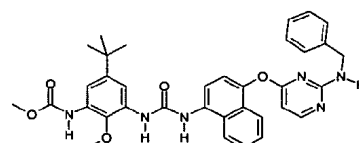
N-(5-tert-Butyl-3-{3-[4-(2-diethylamino-pyrimidin-4-yloxy)-naphthalen-1-yl]-ureido}-2-methoxy-phenyl)-methanesulfonamide;



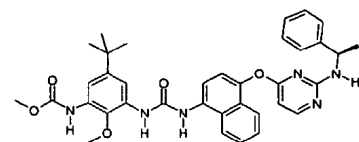
N-(5-tert-Butyl-2-methoxy-3-{3-[4-(2-phenylamino-pyrimidin-4-yloxy)-naphthalen-1-yl]-ureido}-phenyl)-methanesulfonamide;



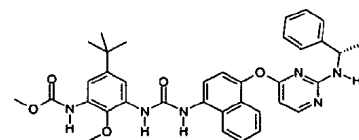
N-(5-tert-Butyl-2-methoxy-3-{3-[4-(2-pyrrolidin-1-yl-pyrimidin-4-yloxy)-naphthalen-1-yl]-ureido}-phenyl)-methanesulfonamide;



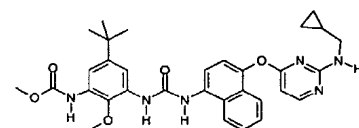
(3-{3-[4-(2-Benzylamino-pyrimidin-4-yloxy)-naphthalen-1-yl]-ureido}-5-tert-butyl-2-methoxy-phenyl)-carbamic acid methyl ester;



[5-tert-Butyl-2-methoxy-3-(3-{4-[2-(1-(R)-phenylethylamino)-pyrimidin-4-yloxy]-naphthalen-1-yl}-ureido)-phenyl]-carbamic acid methyl ester;

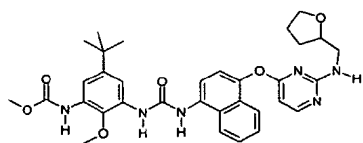


[5-tert-Butyl-2-methoxy-3-(3-{4-[2-(1-(S)-phenylethylamino)-pyrimidin-4-yloxy]-naphthalen-1-yl}-ureido)-phenyl]-carbamic acid methyl ester;

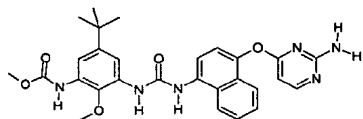


[5-tert-Butyl-3-(3-{4-[2-(cyclopropylmethyl-amino)-pyrimidin-4-yloxy]-naphthalen-1-yl}-ureido)-2-methoxy-phenyl]-carbamic acid methyl ester;

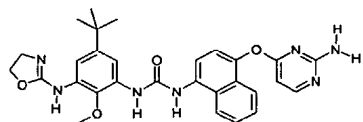




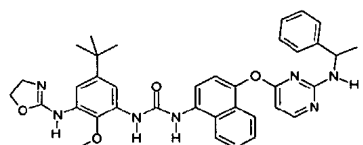
{5-tert-Butyl-2-methoxy-3-[3-(4-{2-[(tetrahydrofuran-2-ylmethyl)amino]-pyrimidin-4-yloxy}-naphthalen-1-yl)-ureido]-phenyl}-carbamic acid methyl ester;



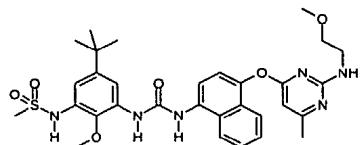
(3-{3-[4-(2-Amino-pyrimidin-4-yloxy)-naphthalen-1-yl]-ureido}-5-tert-butyl-2-methoxy-phenyl)-carbamic acid methyl ester;



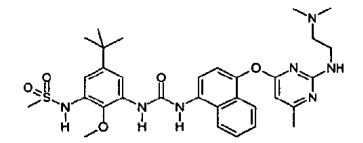
1-[4-(2-Amino-pyrimidin-4-yloxy)-naphthalen-1-yl]-3-[5-tert-butyl-3-(4,5-dihydro-oxazol-2-ylamino)-2-methoxy-phenyl]-urea;



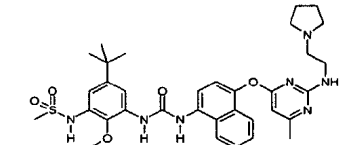
1-[5-tert-Butyl-3-(4,5-dihydro-oxazol-2-ylamino)-2-methoxy-phenyl]-3-{4-[2-(1-phenyl-ethylamino)-pyrimidin-4-yloxy]-naphthalen-1-yl}-urea;



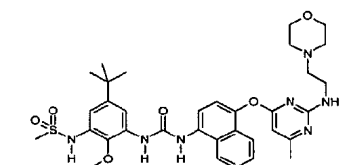
N-[5-tert-Butyl-2-methoxy-3-(3-{4-[2-(2-methoxyethylamino)-6-methyl-pyrimidin-4-yloxy]-naphthalen-1-yl}-ureido)-phenyl]-methanesulfonamide;



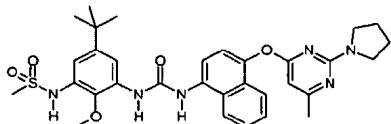
N-[5-tert-Butyl-3-(3-{4-[2-(2-dimethylaminoethylamino)-6-methyl-pyrimidin-4-yloxy]-naphthalen-1-yl}-ureido)-2-methoxy-phenyl]-methanesulfonamide;



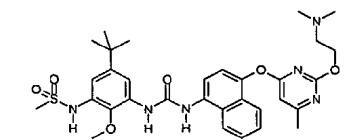
N-[5-tert-Butyl-2-methoxy-3-(3-{4-[6-methyl-2-(2-pyrrolidin-1-yl-ethylamino)-pyrimidin-4-yloxy]-naphthalen-1-yl}-ureido)-phenyl]-methanesulfonamide;



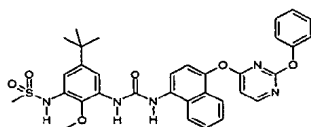
N-[5-tert-Butyl-2-methoxy-3-(3-{4-[6-methyl-2-(2-morpholin-4-yl-ethylamino)-pyrimidin-4-yloxy]-naphthalen-1-yl}-ureido)-phenyl]-methanesulfonamide;



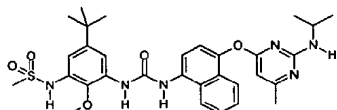
N-(5-tert-Butyl-2-methoxy-3-{3-[4-(6-methyl-2-(2-pyrrolidin-1-yl-pyrimidin-4-yloxy)-naphthalen-1-yl]-ureido}-phenyl)-methanesulfonamide;



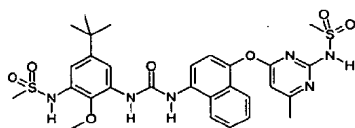
N-[5-tert-Butyl-3-(3-{4-[2-(2-dimethylaminoethoxy)-6-methyl-pyrimidin-4-yloxy]-naphthalen-1-yl}-ureido)-2-methoxy-phenyl]-methanesulfonamide;



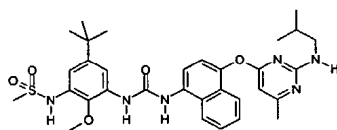
N-(5-tert-Butyl-2-methoxy-3-{3-[4-(2-phenoxy-pyrimidin-4-yloxy)-naphthalen-1-yl]-ureido}-phenyl)-methanesulfonamide;



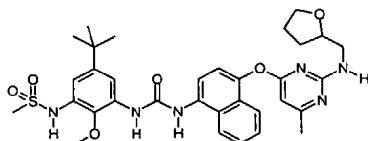
N-(5-tert-Butyl-3-{3-[4-(2-isopropylamino-6-methyl-pyrimidin-4-yloxy)-naphthalen-1-yl]-ureido}-2-methoxy-phenyl)-methanesulfonamide;



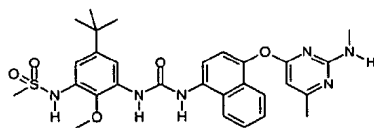
N-(5-tert-Butyl-3-{3-[4-(2-methanesulfonylamino-6-methyl-pyrimidin-4-yloxy)-naphthalen-1-yl]-ureido}-2-methoxy-phenyl)-methanesulfonamide;



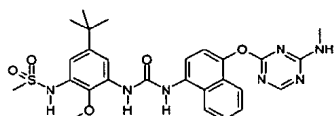
N-(5-tert-Butyl-3-{3-[4-(2-isobutylamino-6-methyl-pyrimidin-4-yloxy)-naphthalen-1-yl]-ureido}-2-methoxy-phenyl)-methanesulfonamide;



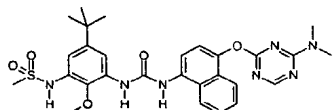
N-{5-tert-Butyl-2-methoxy-3-[3-(4-{6-methyl-2-[(tetrahydro-furan-2-ylmethyl)-amino]-pyrimidin-4-yloxy}-naphthalen-1-yl)-ureido]-phenyl}-methanesulfonamide;



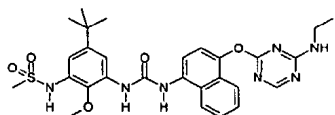
N-(5-tert-Butyl-2-methoxy-3-{3-[4-(6-methyl-2-methylamino-pyrimidin-4-yloxy)-naphthalen-1-yl]-ureido}-phenyl)-methanesulfonamide;



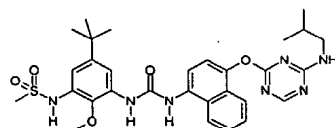
N-(5-tert-Butyl-2-methoxy-3-{3-[4-(4-methylamino-[1,3,5]triazin-2-yloxy)-naphthalen-1-yl]-ureido}-phenyl)-methanesulfonamide;



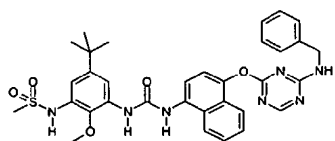
N-(5-tert-Butyl-3-{3-[4-(4-dimethylamino-[1,3,5]triazin-2-yloxy)-naphthalen-1-yl]-ureido}-2-methoxy-phenyl)-methanesulfonamide;



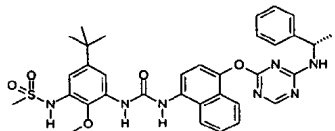
N-(5-tert-Butyl-3-{3-[4-(4-ethylamino-[1,3,5]triazin-2-yloxy)-naphthalen-1-yl]-ureido}-2-methoxy-phenyl)-methanesulfonamide;



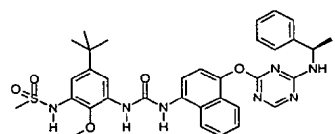
N-(5-tert-Butyl-3-{3-[4-(4-isobutylamino-[1,3,5]triazin-2-yloxy)-naphthalen-1-yl]-ureido}-2-methoxy-phenyl)-methanesulfonamide;



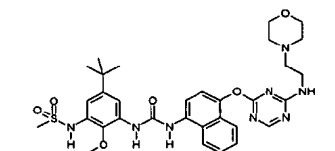
N-(3-{3-[4-(4-Benzylamino-[1,3,5]triazin-2-yloxy)-naphthalen-1-yl]-ureido}-5-tert-butyl-2-methoxy-phenyl)-methanesulfonamide;



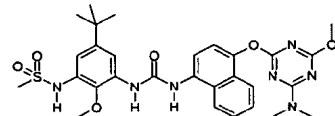
(R)-N-[5-tert-Butyl-2-methoxy-3-(3-{4-[4-(1-phenylethylamino)-[1,3,5]triazin-2-yloxy]-naphthalen-1-yl}-ureido)-phenyl]-methanesulfonamide;



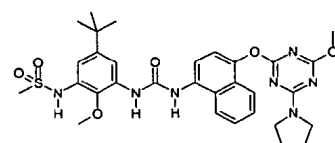
(S)-N-[5-tert-Butyl-2-methoxy-3-(3-{4-[4-(1-phenylethylamino)-[1,3,5]triazin-2-yloxy]-naphthalen-1-yl}-ureido)-phenyl]-methanesulfonamide;



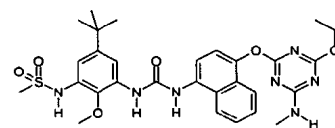
N-[5-tert-Butyl-2-methoxy-3-(3-{4-[4-(2-morpholin-4-ylethylamino)-[1,3,5]triazin-2-yloxy]-naphthalen-1-yl}-ureido)-phenyl]-methanesulfonamide;



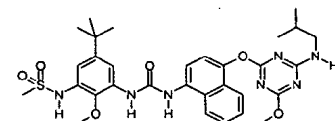
N-(5-tert-Butyl-3-{3-[4-(4-dimethylamino-6-methoxy-[1,3,5]triazin-2-yloxy)-naphthalen-1-yl]-ureido}-2-methoxy-phenyl)-methanesulfonamide;



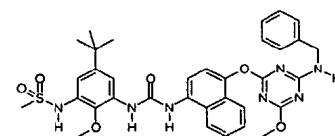
N-(5-tert-Butyl-2-methoxy-3-{3-[4-(4-methoxy-6-pyrrolidin-1-yl-[1,3,5]triazin-2-yloxy)-naphthalen-1-yl]-ureido}-phenyl)-methanesulfonamide;



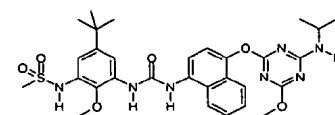
N-(5-tert-Butyl-3-{3-[4-(4-ethoxy-6-methylamino-[1,3,5]triazin-2-yloxy)-naphthalen-1-yl]-ureido}-2-methoxy-phenyl)-methanesulfonamide;



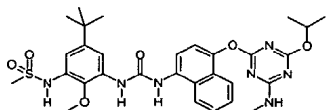
N-(5-tert-Butyl-3-{3-[4-(4-isobutylamino-6-methoxy-[1,3,5]triazin-2-yloxy)-naphthalen-1-yl]-ureido}-2-methoxy-phenyl)-methanesulfonamide;



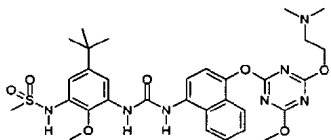
N-(3-{3-[4-(4-Benzylamino-6-methoxy-[1,3,5]triazin-2-yloxy)-naphthalen-1-yl]-ureido}-5-tert-butyl-2-methoxy-phenyl)-methanesulfonamide;



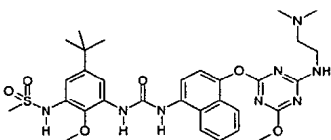
N-(5-tert-Butyl-3-{3-[4-(4-isopropylamino-6-methoxy-[1,3,5]triazin-2-yloxy)-naphthalen-1-yl]-ureido}-2-methoxy-phenyl)-methanesulfonamide;



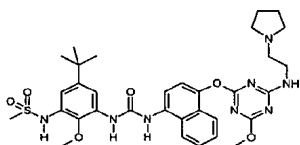
N-(5-tert-Butyl-3-{3-[4-(4-isopropoxy-6-methylamino-[1,3,5]triazin-2-yloxy)-naphthalen-1-yl]-ureido}-2-methoxy-phenyl)-methanesulfonamide;



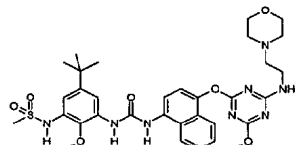
N-[5-tert-Butyl-3-(3-{4-[4-(2-dimethylaminoethoxy)-6-methoxy-[1,3,5]triazin-2-yloxy]-naphthalen-1-yl}-ureido)-2-methoxy-phenyl]-methanesulfonamide;



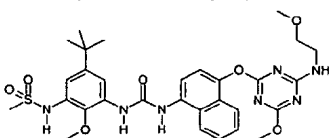
N-[5-tert-Butyl-3-(3-{4-[4-(2-dimethylaminoethylamino)-6-methoxy-[1,3,5]triazin-2-yloxy]-naphthalen-1-yl}-ureido)-2-methoxy-phenyl]-methanesulfonamide;



N-[5-tert-Butyl-2-methoxy-3-(3-{4-[4-methoxy-6-(2-pyrrolidin-1-yl-ethylamino)-[1,3,5]triazin-2-yloxy]-naphthalen-1-yl}-ureido)-phenyl]-methanesulfonamide;



N-[5-tert-Butyl-2-methoxy-3-(3-{4-[4-methoxy-6-(2-morpholin-4-yl-ethylamino)-[1,3,5]triazin-2-yloxy]-naphthalen-1-yl}-ureido)-phenyl]-methanesulfonamide;



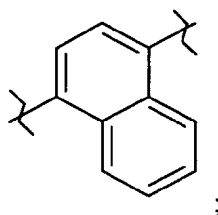
N-[5-tert-Butyl-2-methoxy-3-(3-{4-[4-methoxy-6-(2-methoxy-ethylamino)-[1,3,5]triazin-2-yloxy]-naphthalen-1-yl}-ureido)-phenyl]-methanesulfonamide  
and

the pharmaceutically acceptable derivatives thereof.

In a third subgeneric aspect of the invention there is provided compounds of the formula(I)  
5 as described in the broadest generic aspect, and wherein

**n** is 2;

ring **A** and the phenyl ring to which it is fused form:



10

**G** is

phenyl, pyridinyl, pyridonyl, naphthyl, quinolinyl, isoquinolinyl, pyrazinyl, piperidinyl, tetrahydropyranyl, benzimidazolyl, benzoxazolyl, benzooxazolonyl, benzofuranyl, benzothiophenyl, benzopyrazolyl, dihydrobenzofuranyl, dihydrobenzothiophenyl, 3,4-dihydro-2H-benz[1,4]oxazinyl, indanyl, indenyl, indolyl, indolinyl, indolonyl, 2,3-dihydro-1H-indolyl or indolinonyl, wherein G is substituted by one **R**<sub>3</sub> and further substituted by one or more **R**<sub>1</sub> or **R**<sub>2</sub>;

**L** is:

-O-, >C(O), -OCH<sub>2</sub>-, -CH<sub>2</sub>-, -CH(OH)-, -CH<sub>2</sub>-CH(OH)-, -CH(OH)CH<sub>2</sub>-, -OCH<sub>2</sub>CH<sub>2</sub>-,  
 10 -OCH<sub>2</sub>CH<sub>2</sub>CH<sub>2</sub>-, -OCH<sub>2</sub>CH<sub>2</sub>(CH<sub>3</sub>)-, -OCH<sub>2</sub>(CH<sub>3</sub>)CH<sub>2</sub>-, -CH<sub>2</sub>CH<sub>2</sub>-, -CH<sub>2</sub>CH<sub>2</sub>CH<sub>2</sub>-,  
 -OCH<sub>2</sub>C(O)-, -CH=CHCH<sub>2</sub>- or -CH=CHCH<sub>2</sub>CH<sub>2</sub>-, -NH-, -NHCH<sub>2</sub>-, -NHCH<sub>2</sub>CH<sub>2</sub>-,  
 -S(O)<sub>m</sub>-, -S(O)<sub>m</sub>CH<sub>2</sub>-, -S(O)<sub>m</sub>CH<sub>2</sub>CH<sub>2</sub>- and -S(O)<sub>m</sub>CH<sub>2</sub>CH<sub>2</sub>CH<sub>2</sub>-;

**Q** is:

15 phenyl, pyridinyl, pyrimidinyl, pyridazinyl, imidazolyl, thiazolyl, oxazolyl, pyrazinyl, pyrazolyl, morpholinyl, thiomorpholinyl, tetrahydropyranyl, 8-oxa-3-aza-bicyclo[3.2.1]octanyl, piperazinyl or piperidinyl each optionally substituted by one C<sub>1-6</sub> alkyl or phenyl;

20 **R**<sub>1</sub> is independently:

C<sub>3-5</sub> branched or unbranched alkyl optionally partially or fully halogenated, and optionally substituted with one to three C<sub>3-6</sub> cycloalkyl, hydroxy and phenyl;  
*N*-morpholinyl;  
 cyclopropyl, cyclobutyl, cyclopentanyl, cyclohexanyl, bicyclopentanyl or bicyclohexanyl  
 25 optionally partially or fully halogenated and optionally substituted with one to three C<sub>1-3</sub> alkyl groups optionally partially or fully halogenated, cyano, hydroxyC<sub>1-3</sub> alkyl or phenyl;

**R**<sub>2</sub> is independently:

a C<sub>1-6</sub> branched or unbranched alkyl optionally partially or fully halogenated or C<sub>1-4</sub>  
 30 branched or unbranched alkoxy optionally partially or fully halogenated;

**R<sub>3</sub>** is

(**J**)<sub>0-1</sub>-**L'**-S(O)<sub>m</sub>-NH- or (**J**)<sub>0-1</sub>-**L'**-O-C(O)-NH-,

wherein for **R<sub>3</sub>**:

**L'** is

5 a bond, C<sub>1-5</sub> alkyl, hydroxy C<sub>1-5</sub> alkyl, C<sub>2-4</sub> alkenyl, amidoC<sub>1-5</sub> alkyl;

**J** is:

cyclopropyl, cyclobutyl, cyclopentyl, cyclohexyl, cycloheptyl, bicyclopentanyl,  
bicyclohexanyl or bicycloheptanyl,

10 phenyl, naphthyl, morpholinyl, piperidinyl, piperazinyl, pyridinyl, pyrimidinyl, pyrazinyl,  
pyridazinyl, pyrrolyl, pyrrolidinyl, imidazolyl, pyrazolyl, thiazolyl, oxazolyl, thienyl,  
furyl, dioxolanyl, tetrahydrofuryl, isoxazolyl and isothiazolyl,

cyclobutenyl, cyclopentenyl, cyclohexenyl, cyclohexadienyl, cycloheptenyl,

15 cycloheptadienyl, bicyclohexenyl or bicycloheptenyl;

each of the above **J** is optionally substituted by one to two **R<sub>4</sub>**;

**R<sub>4</sub>** is oxo or mono- or di-C<sub>1-3</sub> alkylamino;

**Y** is

20 a bond, -O-, >C(O), -NH-, -C(O)-NH-, -S-, C<sub>1-5</sub> alkyl branched or unbranched, C<sub>2-5</sub> alkenyl,  
C<sub>1-3</sub> acyl, C<sub>1-3</sub> alkyl(OH), heterocycle selected from morpholinyl, piperazinyl, piperidinyl,  
pyrrolidinyl or tetrahydrofuryl, heteroaryl selected from pyridinyl, pyrimidinyl, pyrazinyl,  
pyridazinyl, pyrrolyl, imidazolyl, pyrazolyl, thienyl, furyl, isoxazolyl, thiazolyl, oxazolyl,  
indolyl or isothiazolyl or aryl each alkyl, alkenyl, acyl, heterocycle, heteroaryl and aryl are  
25 optionally substituted by one to three hydroxy, oxo, C<sub>1-3</sub> alkyl, C<sub>1-3</sub> alkoxy, C<sub>1-5</sub>  
alkoxycarbonyl, NR<sub>5</sub>R<sub>6</sub> or NR<sub>5</sub>R<sub>6</sub>-C(O)-;

wherein each **Y** is optionally further covalently attached to phenylC<sub>0-4</sub> alkyl,

each **R<sub>5</sub>** and **R<sub>6</sub>** are independently hydrogen, phenylC<sub>0-3</sub>alkyl optionally substituted by

30 halogen, C<sub>1-3</sub> alkyl or diC<sub>1-5</sub> alkyl amino, C<sub>1-2</sub> acyl, benzoyl or C<sub>1-4</sub> branched or unbranched  
alkyl optionally substituted by C<sub>1-4</sub> alkoxy, hydroxy or mono or diC<sub>1-3</sub> alkyl amino;

**m** is 2;

and

**X** is O.

5

In yet another embodiment of the invention there is provided compounds of the formula(I) as described immediately above, and wherein:

**G** is phenyl, pyridinyl, pyridonyl, naphthyl, quinolinyl, isoquinolinyl, pyrazinyl,  
10 benzothiophenyl, dihydrobenzofuranyl, dihydrobenzothiophenyl, indanyl, indolyl,  
indolinyl, indolonyl, indolinonyl, piperidinyl or tetrahydropyranyl, wherein **G** is  
substituted by one **R<sub>3</sub>** and further substituted by one to three **R<sub>1</sub>** or **R<sub>2</sub>**;

**L'** is

a bond, C<sub>1-5</sub> alkyl, hydroxy C<sub>1-5</sub> alkyl, C<sub>2-4</sub> alkenyl or amidoC<sub>1-5</sub> alkyl.

15

In yet still another embodiment of the invention there is provided compounds of the formula(I) as described immediately above, and wherein

**G** is phenyl, pyridinyl, pyridonyl, naphthyl, quinolinyl, isoquinolinyl,  
20 dihydrobenzofuranyl, indanyl, indolinyl, indolonyl or indolinonyl, wherein **G** is substituted  
by one **R<sub>3</sub>** and further substituted by one to three **R<sub>1</sub>** or **R<sub>2</sub>**;

**L** is:

-O-, >C(O), -OCH<sub>2</sub>-, -CH<sub>2</sub>-, -OCH<sub>2</sub>CH<sub>2</sub>-, -OCH<sub>2</sub>CH<sub>2</sub>CH<sub>2</sub>-, -OCH<sub>2</sub>CH<sub>2</sub>(CH<sub>3</sub>)-,  
25 -OCH<sub>2</sub>(CH<sub>3</sub>)CH<sub>2</sub>-, -NH-, -NHCH<sub>2</sub>-, -NHCH<sub>2</sub>CH<sub>2</sub>-, -S(O)<sub>m</sub>-, -S(O)<sub>m</sub>CH<sub>2</sub>-,  
-S(O)<sub>m</sub>CH<sub>2</sub>CH<sub>2</sub>-, -S(O)<sub>m</sub>CH<sub>2</sub>CH<sub>2</sub>CH<sub>2</sub>-, -CH<sub>2</sub>CH<sub>2</sub>-, -CH<sub>2</sub>CH<sub>2</sub>CH<sub>2</sub>- or -OCH<sub>2</sub>C(O)-;

each **R<sub>1</sub>** is independently:

C<sub>3-5</sub> branched or unbranched alkyl optionally partially or fully halogenated and optionally  
30 substituted with phenyl or **R<sub>1</sub>** is *N*-morpholinyl;

cyclopropyl, cyclopentanyl, cyclohexanyl or bicyclopentanyl optionally substituted with one to three methyl groups optionally be partially or fully halogenated, cyano, hydroxymethyl or phenyl; substituted by methyl;

5

**Q** is

phenyl, pyridinyl, pyrimidinyl, imidazolyl, tetrahydropyranyl, 8-oxa-3-aza-bicyclo[3.2.1]octanyl or morpholinyl each optionally substituted by one C<sub>1-3</sub> alkyl or phenyl;

10

**Y** is

a bond, -O-, -S-, >C(O), -NH-, -C(O)-NH-, -CH(C<sub>1-2</sub> alkyl)-;

or **Y** is C<sub>1-2</sub> alkyl, C<sub>1-2</sub> alkyl(OH), C<sub>2-4</sub> alkenyl, C<sub>1-2</sub> acyl, imidazolyl, pyrazolyl, thienyl, pyrrolidinyl, pyrrolyl, indolyl, isoxazolyl, thiazolyl, oxazolyl, isothiazolyl or phenyl each

15

optionally substituted by one to two hydroxy, oxo, C<sub>1-3</sub> alkyl, C<sub>1-3</sub> alkoxy, C<sub>1-5</sub> alkoxy carbonyl, NR<sub>5</sub>R<sub>6</sub> or NR<sub>5</sub>R<sub>6</sub>-C(O)-;

wherein each **Y** is optionally further covalently attached to phenylC<sub>0-4</sub> alkyl;

each **R**<sub>5</sub> and **R**<sub>6</sub> are independently hydrogen, phenylC<sub>0-3</sub> alkyl optionally substituted by halogen or C<sub>1-3</sub> alkyl, acetyl, benzoyl or C<sub>1-4</sub> branched or unbranched alkyl optionally substituted by C<sub>1-3</sub> alkoxy, hydroxy, mono or diC<sub>1-3</sub> alkyl amino.

20

In another embodiment of the invention there is provided of the formula(I) as described immediately above, and wherein

25

**G** is phenyl substituted by one **R**<sub>3</sub> and further independently substituted by one to two **R**<sub>1</sub> or **R**<sub>2</sub>;

and

**L** is:

30

>C(O), -O-, -NH-, -CH<sub>2</sub>- or -S(O)<sub>m</sub>-;



**Q** is pyridinyl, morpholinyl, 8-oxa-3-aza-bicyclo[3.2.1]octanyl or phenyl each optionally substituted by methyl or phenyl;

**R<sub>3</sub>** is

5 **L'**-S(O)<sub>2</sub>-NH or **L'**-O-C(O)-NH - wherein  
**L'** is C<sub>1-5</sub>alkyl.

In yet another embodiment of the invention there is provided of the formula(I) as described in the fourth embodiment above, and wherein

10 **L** is:  
>C(O), -O- or -CH<sub>2</sub>-;

**R<sub>1</sub>** is

tert-butyl optionally partially or fully halogenated;

15

**R<sub>2</sub>** is independently:

C<sub>1-3</sub> alkyl or C<sub>1-3</sub> alkoxy;

**Q** is *N*-morpholinyl optionally substituted at the 6-position by methyl or phenyl or

20 **Q** is 8-oxa-3-aza-bicyclo[3.2.1]octanyl;

**Y** is

-O-, >C(O), -CH(CH<sub>3</sub>)-, -CH(OH)-, -C(O)-NH-;  
or **Y** is CH<sub>2</sub>-, CH<sub>2</sub>CH<sub>2</sub>OH, pyrrolidinyl, pyrrolyl, indolyl or phenyl each optionally  
25 substituted by one hydroxy, oxo, C<sub>1-3</sub> alkyl, C<sub>1-3</sub> alkoxy, C<sub>1-5</sub> alkoxy carbonyl, **NR<sub>5</sub>R<sub>6</sub>** or  
**NR<sub>5</sub>R<sub>6</sub>-C(O)-**;  
wherein each **Y** is optionally further covalently attached to phenyl;

each **R<sub>5</sub>** and **R<sub>6</sub>** are independently hydrogen, phenylC<sub>0-3</sub> alkyl optionally substituted by  
30 halogen or C<sub>1-3</sub> alkyl, acetyl, benzoyl or C<sub>1-4</sub> branched or unbranched alkyl optionally  
substituted by C<sub>1-2</sub> alkoxy, hydroxy or mono or diC<sub>1-3</sub> alkyl amino.

In another embodiment of the invention there is provided of the formula(I) as described immediately above, and wherein

5 L is >C(O);

Y is

-O-, -CH<sub>2</sub>-, -CH<sub>2</sub>CH<sub>2</sub>OH;

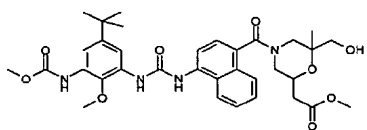
or Y is pyrrolyl, indolyl or phenyl each optionally substituted by one C<sub>1-5</sub> alkoxy-carbonyl;  
10 and

R<sub>3</sub> is C<sub>1-3</sub> alkyl-S(O)<sub>2</sub>-NH- or C<sub>1-3</sub> alkyl-O-C(O)-NH-.

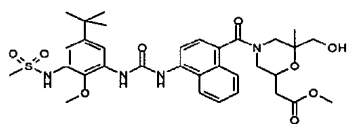
In an ultimately preferred embodiment of the invention there is provided of the formula(I) as described immediately above, and wherein

15 R<sub>3</sub> is CH<sub>3</sub>-S(O)<sub>2</sub>-NH- or CH<sub>3</sub>-O-C(O)-NH-.

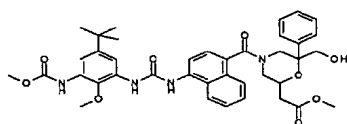
The following are representative compounds of the formula (I) where n is 2 which can be made by the methods disclosed herein:



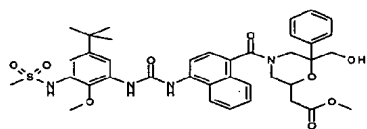
(4-{4-[3-(5-tert-Butyl-2-methoxy-3-methoxycarbonylamino-phenyl)-ureido]-naphthalene-1-carbonyl}-6-hydroxymethyl-6-methyl-morpholin-2-yl)-acetic acid methyl ester;



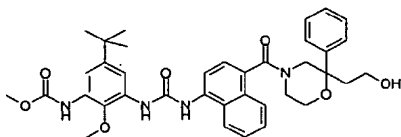
(4-{4-[3-(5-tert-Butyl-3-methanesulfonylamino-2-methoxy-phenyl)-ureido]-naphthalene-1-carbonyl}-6-hydroxymethyl-6-methyl-morpholin-2-yl)-acetic acid methyl ester;



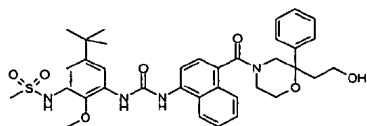
(4-{4-[3-(5-tert-Butyl-2-methoxy-3-methoxycarbonylamino-phenyl)-ureido]-naphthalene-1-carbonyl}-6-hydroxymethyl-6-phenyl-morpholin-2-yl)-acetic acid methyl ester;



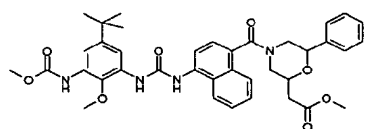
(4-{4-[3-(5-tert-Butyl-3-methanesulfonylamino-2-methoxy-phenyl)-ureido]-naphthalene-1-carbonyl}-6-hydroxymethyl-6-phenyl-morpholin-2-yl)-acetic acid methyl ester;



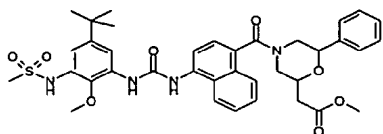
[5-tert-Butyl-3-(3-{4-[2-(2-hydroxy-ethyl)-2-phenyl-morpholine-4-carbonyl]-naphthalen-1-yl}-ureido)-2-methoxy-phenyl]-carbamic acid methyl ester



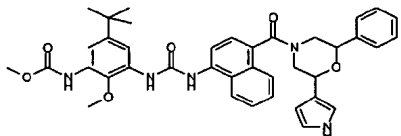
[5-tert-Butyl-3-(3-{4-[2-(2-hydroxy-ethyl)-2-phenyl-morpholine-4-carbonyl]-naphthalen-1-yl}-ureido)-2-methoxy-phenyl]-methanesulfonamide



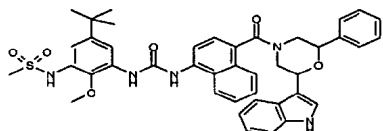
(4-{4-[3-(5-tert-Butyl-2-methoxy-3-methoxycarbonylamino-phenyl)-ureido]-naphthalene-1-carbonyl}-6-phenyl-morpholin-2-yl)-acetic acid methyl ester;



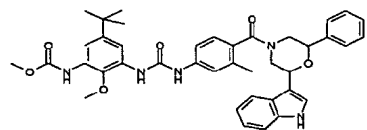
(4-{4-[3-(5-tert-Butyl-2-methoxy-3-methoxycarbonylamino-phenyl)-ureido]-naphthalene-1-carbonyl}-6-phenyl-morpholin-2-yl)-methanesulfonamide;



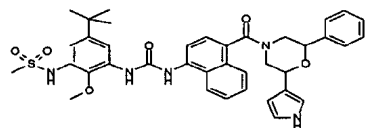
[5-tert-Butyl-2-methoxy-3-(3-{4-[2-phenyl-6-(1H-pyrrol-3-yl)-morpholine-4-carbonyl]-naphthalen-1-yl}-ureido)-phenyl]-carbamic acid methyl ester;



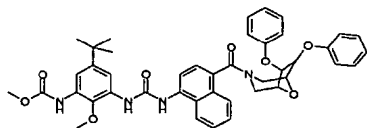
[5-tert-Butyl-2-methoxy-3-(3-{4-[2-phenyl-6-(1H-indol-3-yl)-morpholine-4-carbonyl]-naphthalen-1-yl}-ureido)-phenyl]-methanesulfonamide;



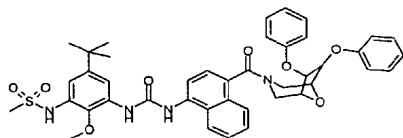
[5-tert-Butyl-2-methoxy-3-(3-{4-[2-phenyl-6-(1H-indol-3-yl)-morpholine-4-carbonyl]-naphthalen-1-yl}-ureido)-phenyl]-carbamic acid methyl ester;



[5-tert-Butyl-2-methoxy-3-(3-{4-[2-phenyl-6-(1H-pyrrol-3-yl)-morpholine-4-carbonyl]-naphthalen-1-yl}-ureido)-phenyl]-methanesulfonamide;



(5-tert-Butyl-3-{3-[4-(6,7-diphenoxy-8-oxa-3-aza-bicyclo[3.2.1]octane-3-carbonyl)-naphthalen-1-yl]-ureido}-2-methoxy-phenyl)-carbamic acid methyl ester;



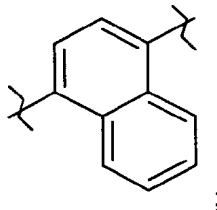
(5-tert-Butyl-3-{3-[4-(6,7-diphenoxy-8-oxa-3-aza-bicyclo[3.2.1]octane-3-carbonyl)-naphthalen-1-yl]-ureido}-2-methoxy-phenyl)-methanesulfonamide and

the pharmaceutically acceptable derivatives thereof.

In a fourth subgeneric aspect of the invention there is provided compounds of the  
5 formula(I) as described in the broadest generic aspect, and wherein

**n** is 0 or 1;

ring **A** and the phenyl ring to which it is fused form:



10

**L** is

>**CR<sub>x</sub>R<sub>y</sub>** wherein

15 **R<sub>x</sub>** and **R<sub>y</sub>** are each independently hydrogen, heterocycle<sub>C<sub>0-4</sub></sub> alkyl wherein the heterocyclic moiety is chosen from piperidinyl, morpholinyl and piperazinyl, imidazolyl<sub>C<sub>0-4</sub></sub> alkyl or phenyl<sub>C<sub>0-4</sub></sub> alkyl;

**G** is

20 phenyl, pyridinyl, pyridonyl, naphthyl, quinolinyl, isoquinolinyl, pyrazinyl, piperidinyl, tetrahydropyranyl, benzimidazolyl, benzoxazolyl, benzooxazolonyl, benzofuranyl, benzothiophenyl, benzopyrazolyl, dihydrobenzofuranyl, dihydrobenzothiophenyl, 3,4-

dihydro-2H-benz[1,4]oxazinyl, indanyl, indenyl, indolyl, indolinyl, indolonyl, 2,3-dihydro-1H-indolyl or indolinonyl, wherein G is substituted by one  $R_3$  and further substituted by one or more  $R_1$  or  $R_2$ ;

5  $Q$  is:

phenyl, pyrimidinyl, imidazolyl, pyridinyl, tetrahydropyranyl or morpholinyl;

$R_1$  is independently:

10  $C_{3-5}$  branched or unbranched alkyl optionally partially or fully halogenated, and optionally substituted with one to three  $C_{3-6}$  cycloalkyl, hydroxy and phenyl;

*N*-morpholinyl;

cyclopropyl, cyclobutyl, cyclopentanyl, cyclohexanyl, bicyclopentanyl or bicyclohexanyl optionally partially or fully halogenated and optionally substituted with one to three  $C_{1-3}$  alkyl groups optionally partially or fully halogenated, cyano, hydroxy $C_{1-3}$  alkyl or phenyl;

15  $R_2$  is independently:

a  $C_{1-6}$  branched or unbranched alkyl optionally partially or fully halogenated or  $C_{1-4}$  branched or unbranched alkoxy optionally partially or fully halogenated;

$R_3$  is

20  $(J)_{0-1}-L'-S(O)_m-NH-$  or  $(J)_{0-1}-L'-O-C(O)-NH-$ ,

wherein for  $R_3$ :

$L'$  is

a bond,  $C_{1-5}$  alkyl, hydroxy  $C_{1-5}$  alkyl,  $C_{2-4}$  alkenyl, amido $C_{1-5}$  alkyl;

25  $J$  is:

cyclopropyl, cyclobutyl, cyclopentyl, cyclohexyl, cycloheptyl, bicyclopentanyl, bicyclohexanyl or bicycloheptanyl,

phenyl, naphthyl, morpholinyl, piperidinyl, piperazinyl, pyridinyl, pyrimidinyl, pyrazinyl, pyridazinyl, pyrrolyl, pyrrolidinyl, imidazolyl, pyrazolyl, thiazolyl, oxazolyl, thienyl,

30 furyl, dioxolanyl, tetrahydrofuryl, isoxazolyl and isothiazolyl,

cyclobutenyl, cyclopentenyl, cyclohexenyl, cyclohexadienyl, cycloheptenyl,  
cycloheptadienyl, bicyclohexenyl or bicycloheptenyl;

each of the above **J** is optionally substituted by one to two **R<sub>4</sub>**;

**R<sub>4</sub>** is oxo or mono- or di-C<sub>1-3</sub> alkylamino;

5

**Y** is

a bond or >C(O),

further covalently attached to **NR<sub>5</sub>R<sub>6</sub>**, C<sub>1-3</sub> alkyl, C<sub>3-6</sub> cycloalkylC<sub>0-2</sub>alkyl, hydroxy, C<sub>1-3</sub>  
alkoxy, phenoxy, phenylC<sub>0-4</sub> alkyl, piperazinylC<sub>0-4</sub> alkyl, piperidinyl C<sub>0-4</sub>alkyl,

10 pyrrolidinylC<sub>0-4</sub> alkyl, morpholinylC<sub>0-4</sub> alkyl, tetrahydrofuranylC<sub>0-4</sub> alkyl or pyridinyl C<sub>0-4</sub>alkyl, each abovelisted heterocycle, heteroaryl and phenyl are optionally substituted by one to three hydroxy, oxo, C<sub>1-4</sub> alkyl, C<sub>1-3</sub> alkoxy, C<sub>1-5</sub> alkoxy carbonyl, **NR<sub>5</sub>R<sub>6</sub>**-C(O)- or C<sub>1-4</sub> acyl,

15 each **R<sub>5</sub>** and **R<sub>6</sub>** are independently hydrogen, phenylC<sub>0-3</sub>alkyl optionally substituted by halogen, C<sub>1-3</sub> alkyl or diC<sub>1-5</sub> alkyl amino, C<sub>1-2</sub> acyl, benzoyl or C<sub>1-4</sub> branched or unbranched alkyl optionally substituted by C<sub>1-4</sub> alkoxy, hydroxy or mono or diC<sub>1-3</sub> alkyl amino;

**m** is 2;

20 and

**X** is O.

In yet another embodiment of the invention there is provided compounds of the formula(I) as described immediately above, and wherein:

25

**G** is phenyl, pyridinyl, pyridonyl, naphthyl, quinolinyl, isoquinolinyl, pyrazinyl, benzothiophenyl, dihydrobenzofuranyl, dihydrobenzothiophenyl, indanyl, indolyl, indolinyl, indolonyl, indolinonyl, piperidinyl or tetrahydropyranyl, wherein **G** is substituted by one **R<sub>3</sub>** and further substituted by one to three **R<sub>1</sub>** or **R<sub>2</sub>**;

30

**L'** is

a bond, C<sub>1-5</sub> alkyl, hydroxy C<sub>1-5</sub> alkyl, C<sub>2-4</sub> alkenyl or amidoC<sub>1-5</sub> alkyl.

In yet still another embodiment of the invention there is provided compounds of the  
5 formula(I) as described immediately above, and wherein

**G** is phenyl, pyridinyl, pyridonyl, naphthyl, quinolinyl, isoquinolinyl, dihydrobenzofuranyl, indanyl, indolinyl, indolonyl or indolinonyl, wherein **G** is substituted by one **R**<sub>3</sub> and further substituted by one to three **R**<sub>1</sub> or **R**<sub>2</sub>;

10

**L** is:

>**CR**<sub>x</sub>**R**<sub>y</sub> wherein

one of **R**<sub>x</sub> and **R**<sub>y</sub> is hydrogen and the other is heterocycle wherein the heterocyclic moiety is chosen from piperidinyl, morpholinyl and piperazinyl, imidazolyl or benzyl;

15

each **R**<sub>1</sub> is independently:

C<sub>3-5</sub> branched or unbranched alkyl optionally partially or fully halogenated and optionally substituted with phenyl or **R**<sub>1</sub> is *N*-morpholinyl;

20 cyclopropyl, cyclopentanyl, cyclohexanyl or bicyclopentanyl optionally substituted with one to three methyl groups optionally be partially or fully halogenated, cyano, hydroxymethyl or phenyl;

cyclopentyloxy or cyclohexyloxy which are optionally partially or fully halogenated; 2-tetrahydrofuranyl substituted by methyl;

25

**Q** is

phenyl, pyridinyl, pyrimidinyl, imidazolyl, tetrahydropyranyl or morpholinyl;

**Y** is

30 a bond or >**C**(O),

further covalently attached to  $\text{NR}_5\text{R}_6$ , piperazinyl $\text{C}_{1-2}$  alkyl, piperidinyl $\text{C}_{1-2}$  alkyl, pyrrolidinyl $\text{C}_{1-2}$  alkyl, morpholinyl $\text{C}_{1-2}$  alkyl, tetrahydrofuranyl $\text{C}_{1-2}$  alkyl or pyridinyl $\text{C}_{1-2}$  alkyl;

each  $\text{R}_5$  and  $\text{R}_6$  are independently hydrogen or  $\text{C}_{1-4}$  branched or unbranched alkyl  
 5 optionally substituted by  $\text{C}_{1-3}$  alkoxy, hydroxy, mono or di $\text{C}_{1-3}$  alkyl amino.

In another embodiment of the invention there is provided of the formula(I) as described immediately above, and wherein

10  $\text{G}$  is phenyl substituted by one  $\text{R}_3$  and further independently substituted by one to two  $\text{R}_1$  or  $\text{R}_2$ ;

and

$\text{L}$  is:

$>\text{CR}_x\text{R}_y$  wherein

15 one of  $\text{R}_x$  and  $\text{R}_y$  is hydrogen and the other is heterocycle wherein the heterocyclic moiety is chosen from piperidinyl, morpholinyl and piperazinyl, imidazolyl or benzyl;

$\text{Q}$  is phenyl, pyridinyl, tetrahydropyranyl or morpholinyl;

20  $\text{R}_3$  is

$(\text{J})_{0-1}\text{-L}'\text{-S(O)}_2\text{-NH}$  or  $(\text{J})_{0-1}\text{-L}'\text{-O-C(O)-NH}$  wherein

$\text{L}'$  is  $\text{C}_{1-5}$ alkyl;

$\text{J}$  is cyclobutenyl, *N*-morpholinyl, *N*-piperidinyl, *N*-piperazinyl or *N*-pyrrolidinyl,

each  $\text{J}$  is optionally substituted by one to two  $\text{R}_4$ .

25

In yet another embodiment of the invention there is provided of the formula(I) as described in the fourth embodiment above, and wherein

30  $\text{R}_1$  is

tert-butyl optionally partially or fully halogenated;



$R_2$  is independently:

$C_{1-3}$  alkyl or  $C_{1-3}$  alkoxy;

5  $Q$  is pyridin-4-yl, tetrahydropyran-4-yl or *N*-morpholinyl;

$Y$  is

a bond or  $>C(O)$ ,

further covalently attached to  $NR_5R_6$  or pyrrolidinyl $C_{1-2}$  alkyl;

10 each  $R_5$  and  $R_6$  are independently hydrogen or  $C_{1-4}$  branched or unbranched alkyl.

In another embodiment of the invention there is provided of the formula(I) as described immediately above, and wherein

15

$R_3$  is  $C_{1-3}$  alkyl- $S(O)_2$ -NH- or  $C_{1-3}$  alkyl-O-C(O)-NH-.

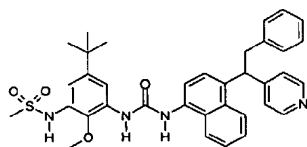
In an ultimately preferred embodiment of the invention there is provided of the formula(I) as described immediately above, and wherein

20

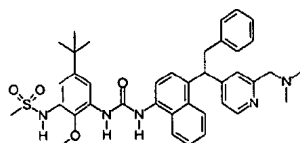
$R_3$  is  $CH_3$ - $S(O)_2$ -NH- or  $CH_3$ -O-C(O)-NH-.

The following are representative compounds of the fourth subgeneric aspect of the invention, which can be made by the methods disclosed herein:

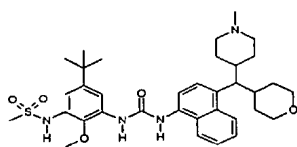
25



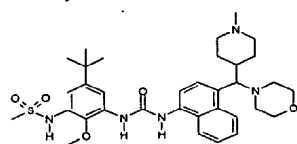
N-(5-*tert*-Butyl-2-methoxy-3-{3-[4-(2-phenyl-1-pyridin-4-yl-ethyl)naphthalen-1-yl]ureido}phenyl)methanesulfonamide;



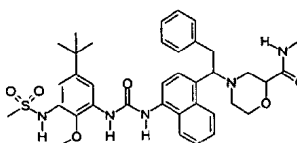
N-(5-*tert*-Butyl-2-methoxy-3-{3-[4-(2-phenyl-1-(2-dimethylaminomethyl)pyridin-4-yl-ethyl)naphthalen-1-yl]ureido}phenyl)methanesulfonamide;



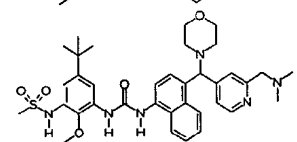
N-[5-*tert*-Butyl-2-methoxy-3-(3-{4-[(1-methylpiperidin-4-yl)-tetrahydropyran-4-yl]methyl}naphthalen-1-yl)ureido)phenyl]methanesulfonamide;



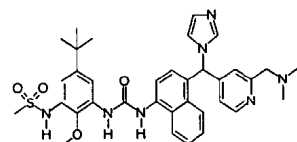
N-[5-*tert*-Butyl-2-methoxy-3-(3-{4-[(1-methylpiperidin-4-yl)-morpholin-4-yl]methyl}naphthalen-1-yl)ureido)phenyl]methanesulfonamide;



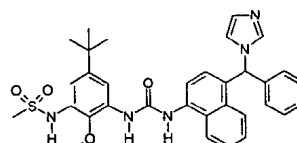
N-(5-*tert*-Butyl-2-methoxy-3-{3-[4-(2-phenyl-1-(2-(methylaminocarbonyl)morpholin-4-yl)ethyl)naphthalen-1-yl]ureido}phenyl)methanesulfonamide;



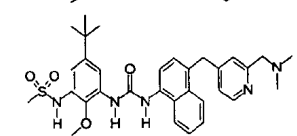
N-[5-*tert*-Butyl-3-(3-{4-[(2-dimethylamino-pyridin-4-yl)-morpholin-4-yl-methyl]naphthalen-1-yl}ureido)-2-methoxyphenyl]methanesulfonamide;



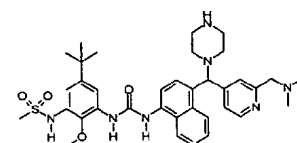
N-[5-*tert*-Butyl-3-(3-{4-[(2-dimethylamino-pyridin-4-yl)-imidazol-1-yl-methyl]naphthalen-1-yl}ureido)-2-methoxyphenyl]methanesulfonamide;



N-(5-*tert*-Butyl-3-{3-[4-(imidazol-1-yl-pyridin-4-yl)methyl]naphthalen-1-yl}ureido)-2-methoxyphenyl)methanesulfonamide;



N-(5-*tert*-Butyl-3-{3-[4-(2-dimethylamino-pyridin-4-yl)-methyl]naphthalen-1-yl}ureido)-2-methoxyphenyl)methanesulfonamide;



N-[5-*tert*-Butyl-3-(3-{4-[(2-dimethylaminomethyl-pyridin-4-yl)-piperazin-1-yl-methyl]naphthalen-1-yl}ureido)-2-methoxyphenyl]methanesulfonamide and

the pharmaceutically acceptable derivatives thereof.

5

Any compounds of this invention containing one or more asymmetric carbon atoms may occur as racemates and racemic mixtures, single enantiomers, diastereomeric mixtures and individual diastereomers. All such isomeric forms of these compounds are expressly

included in the present invention. Each stereogenic carbon may be in the R or S configuration, or a combination of configurations.

Some of the compounds of formula (I) can exist in more than one tautomeric form. The invention includes all such tautomers.

All terms as used herein in this specification, unless otherwise stated, shall be understood in their ordinary meaning as known in the art. For example, "C<sub>1-4</sub>alkoxy" is a C<sub>1-4</sub>alkyl with a terminal oxygen, such as methoxy, ethoxy, propoxy, and butoxy. All alkyl, alkenyl and alkynyl groups shall be understood as being branched or unbranched where structurally possible and unless otherwise specified. Other more specific definitions are as follows:

The term "aroyl" as used in the present specification shall be understood to mean "benzoyl" or "naphthoyl".

The term "carbocycle" shall be understood to mean an aliphatic hydrocarbon radical containing from three to twelve carbon atoms. Carbocycles include hydrocarbon rings containing from three to ten carbon atoms. These carbocycles may be either aromatic or non-aromatic ring systems. The non-aromatic ring systems may be mono- or polyunsaturated. Preferred carbocycles unless otherwise specified include but are not limited to cyclopropyl, cyclobutyl, cyclopentyl, cyclopentenyl, cyclohexyl, cyclohexenyl, cycloheptanyl, cycloheptenyl, phenyl, indanyl, indenyl, benzocyclobutanyl, dihydronaphthyl, tetrahydronaphthyl, naphthyl, decahydronaphthyl, benzocycloheptanyl and benzocycloheptenyl.

The term "heterocycle" refers to a stable nonaromatic 4-8 membered (but preferably, 5 or 6 membered) monocyclic or nonaromatic 8-11 membered bicyclic heterocycle radical which may be either saturated or unsaturated. Each heterocycle consists of carbon atoms and one or more, preferably from 1 to 4 heteroatoms chosen from nitrogen, oxygen and sulfur. The heterocycle may be attached by any atom of the cycle, which results in the creation of a

stable structure. Preferred heterocycles include but are not limited to, for example oxetanyl, pyrrolidinyl, tetrahydrofuranyl, tetrahydrothiophenyl, piperidinyl, piperazinyl, morpholinyl, tetrahydropyranyl, dioxanyl, tetramethylene sulfonyl, tetramethylene sulfoxidyl, oxazolanyl, thiazolanyl, imidazolanyl, tetrahydropyridinyl, homopiperidinyl, 5 pyrrolinyl, tetrahydropyrimidinyl, decahydroquinolinyl, decahydroisoquinolinyl, thiomorpholinyl, thiazolidinyl, dihydrooxazinyl, dihydropyranyl, oxocanyl, heptacanyl, thioxanyl, dithianyl.

The term "heteroaryl" shall be understood to mean an aromatic 5-8 membered monocyclic or 8-11 membered bicyclic ring containing 1-4 heteroatoms chosen from N,O and S. 10 Included are the partially or fully saturated derivatives thereof. Such heteroaryls unless otherwise specified include: pyridinyl, pyridonyl, quinolinyl, dihydroquinolinyl, tetrahydroquinoyl, isoquinolinyl, tetrahydroisoquinoyl, pyridazinyl, pyrimidinyl, pyrazinyl, benzimidazolyl, benzothiazolyl, benzoxazolyl, benzofuranyl, benzothiophenyl, 15 benzopyrazolyl, dihydrobenzofuranyl, dihydrobenzothiophenyl, benzooxazolonyl, benz[1,4]oxazin-3-onyl, benzodioxolyl, benz[1,3]dioxol-2-onyl, tetrahydrobenzopyranyl, indolyl, indolinyl, indolonyl, indolinonyl, phthalimidyl.

The term "heteroatom" as used herein shall be understood to mean atoms other than carbon 20 such as O, N, S and P.

The term "aryl" as used herein unless otherwise specified shall be understood to mean aromatic carbocycle or heteroaryl as defined herein.

25 Terms which are analogs of the above cyclic moieties such as aryloxy, heterocycloxy or heteroaryl amine shall be understood to mean an aryl, heteroaryl, heterocycle as defined above attached to its respective group.

As used herein, "nitrogen" and "sulfur" include any oxidized form of nitrogen and sulfur 30 and the quaternized form of any basic nitrogen. For example, if Y is -S-C<sub>1-6</sub> alkyl, unless otherwise specified, this shall be understood to include -S(O)-C<sub>1-6</sub> alkyl and -S(O)<sub>2</sub>-C<sub>1-6</sub>

alkyl.

The term "halogen" as used in the present specification shall be understood to mean bromine, chlorine, fluorine or iodine.

5

The compounds of the invention are only those which are contemplated to be 'chemically stable' as will be appreciated by those skilled in the art. For example, a compound which would have a 'dangling valency', or a 'carbanion' are not compounds contemplated by the invention.

10

The invention includes pharmaceutically acceptable derivatives of compounds of formula (I). A "pharmaceutically acceptable derivative" refers to any pharmaceutically acceptable salt or ester of a compound of this invention, or any other compound which, upon administration to a patient, is capable of providing (directly or indirectly) a compound of this invention, a pharmacologically active metabolite or pharmacologically active residue thereof. A pharmacologically active metabolite shall be understood to mean any compound of the formula(I) capable of being metabolized enzymatically or chemically. This includes, for example, hydroxylated or oxidized derivative compounds of the formula(I).

15

20

Pharmaceutically acceptable salts of the compounds of this invention include those derived from pharmaceutically acceptable inorganic and organic acids and bases. Examples of suitable acids include hydrochloric, hydrobromic, sulfuric, nitric, perchloric, fumaric, maleic, phosphoric, glycolic, lactic, salicylic, succinic, toluene-p-sulfuric, tartaric, acetic, citric, methanesulfonic, formic, benzoic, malonic, naphthalene-2-sulfuric and benzenesulfonic acids. Other acids, such as oxalic acid, while not themselves pharmaceutically acceptable, may be employed in the preparation of salts useful as intermediates in obtaining the compounds of this invention and their pharmaceutically acceptable acid addition salts. Salts derived from appropriate bases include alkali metal (*e.g.*, sodium), alkaline earth metal (*e.g.*, magnesium), ammonium and  $N-(C_1-C_4 \text{ alkyl})_4^+$

25

30

salts.

In addition, the compounds of this invention include prodrugs of compounds of the formula (I). Prodrugs include those compounds that, upon simple chemical transformation, are modified to produce compounds of the invention. Simple chemical transformations include hydrolysis, oxidation and reduction. Specifically, when a prodrug of this invention is administered to a patient, the prodrug may be transformed into a compound of formula (I), thereby imparting the desired pharmacological effect.

### METHODS OF USE

In accordance with the invention, there are provided methods of using the compounds of the formula (I). The compounds of the invention effectively block inflammatory cytokine production from cells. The inhibition of cytokine production is an attractive means for preventing and treating a variety of cytokine mediated diseases or conditions associated with excess cytokine production, *e.g.*, diseases and pathological conditions involving inflammation. Thus, the compounds of the invention are useful for the treatment of such conditions. These encompass diseases including, but not limited to, rheumatoid arthritis, osteoarthritis, traumatic arthritis, multiple sclerosis, Guillain-Barre syndrome, Crohn's disease, ulcerative colitis, psoriasis, graft versus host disease, systemic lupus erythematosus, glomerulonephritis, reperfusion injury, sepsis, bone resorption diseases including osteoporosis, chronic obstructive pulmonary disease, congestive heart failure, Alzheimer's disease, atherosclerosis, toxic shock syndrome, asthma, contact dermatitis and insulin-dependent diabetes mellitus.

In addition, the compounds of the invention being inhibitors of cytokine production are expected to block inducible cyclooxygenase (COX-2) expression. COX-2 expression has been shown to be increased by cytokines and it is believed to be the isoform of cyclooxygenase responsible for inflammation (M.K. O'Banion *et al.*, *Proc. Natl. Acad. Sci.U.S.A.*, 1992, 89, 4888.) Accordingly, the present novel compounds would be expected to exhibit efficacy against those disorders currently treated with COX inhibitors such as the

familiar NSAIDs. These disorders include acute and chronic pain as well as symptoms of inflammation and cardiovascular disease.

As discussed in the Background of the Invention, IL-8 plays a role in the influx of  
5 neutrophils into sites of inflammation or injury. Therefore, in a yet further aspect of the  
invention, the compounds of the invention may be useful in the treatment of diseases  
mediated predominantly by neutrophils such as stroke and myocardial infarction, alone or  
following thrombolytic therapy, thermal injury, adult respiratory distress syndrome  
(ARDS), multiple organ injury secondary to trauma, acute glomerulonephritis, dermatoses  
10 with acute inflammatory components, acute purulent meningitis or other central nervous  
system disorders, hemodialysis, leukopheresis, granulocyte transfusion associated  
syndromes, and necrotizing enterocolitis.

For therapeutic use, the compounds of the invention may be administered in any  
15 conventional dosage form in any conventional manner. Routes of administration include,  
but are not limited to, intravenously, intramuscularly, subcutaneously, intrasynovially, by  
infusion, sublingually, transdermally, orally, topically or by inhalation. The preferred  
modes of administration are oral and intravenous.

20 The compounds of this invention may be administered alone or in combination with  
adjuvants that enhance stability of the inhibitors, facilitate administration of pharmaceutical  
compositions containing them in certain embodiments, provide increased dissolution or  
dispersion, increase inhibitory activity, provide adjunct therapy, and the like, including  
other active ingredients. Advantageously, such combination therapies utilize lower  
25 dosages of the conventional therapeutics, thus avoiding possible toxicity and adverse side  
effects incurred when those agents are used as monotherapies. Compounds of the  
invention may be physically combined with the conventional therapeutics or other  
adjuvants into a single pharmaceutical composition. Advantageously, the compounds may  
then be administered together in a single dosage form. In some embodiments, the  
30 pharmaceutical compositions comprising such combinations of compounds contain at least  
about 5%, but more preferably at least about 20%, of a compound of formula (I) (w/w) or a

combination thereof. The optimum percentage (w/w) of a compound of the invention may vary and is within the purview of those skilled in the art. Alternatively, the compounds may be administered separately (either serially or in parallel). Separate dosing allows for greater flexibility in the dosing regime.

5

As mentioned above, dosage forms of the compounds of this invention include pharmaceutically acceptable carriers and adjuvants known to those of ordinary skill in the art. These carriers and adjuvants include, for example, ion exchangers, alumina, aluminum stearate, lecithin, serum proteins, buffer substances, water, salts or electrolytes and cellulose-based substances. Preferred dosage forms include, tablet, capsule, caplet, liquid, solution, suspension, emulsion, lozenges, syrup, reconstitutable powder, granule, suppository and transdermal patch. Methods for preparing such dosage forms are known (see, for example, H.C. Ansel and N.G. Popovich, *Pharmaceutical Dosage Forms and Drug Delivery Systems*, 5th ed., Lea and Febiger (1990)). Dosage levels and requirements are well-recognized in the art and may be selected by those of ordinary skill in the art from available methods and techniques suitable for a particular patient. In some embodiments, dosage levels range from about 1-1000 mg/dose for a 70 kg patient. Although one dose per day may be sufficient, up to 5 doses per day may be given. For oral doses, up to 2000 mg/day may be required. As the skilled artisan will appreciate, lower or higher doses may be required depending on particular factors. For instance, specific dosage and treatment regimens will depend on factors such as the patient's general health profile, the severity and course of the patient's disorder or disposition thereto, and the judgment of the treating physician.

In order that this invention be more fully understood, the following examples are set forth. These examples are for the purpose of illustrating preferred embodiments of this invention, and are not to be construed as limiting the scope of the invention in any way.

The examples which follow are illustrative and, as recognized by one skilled in the art, particular reagents or conditions could be modified as needed for individual compounds without undue experimentation. Starting materials used in the scheme below are either

30



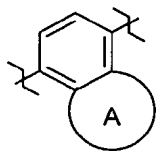
commercially available or easily prepared from commercially available materials by those skilled in the art.

### GENERAL SYNTHETIC METHODS

5

The invention additionally provides for methods of making the compounds of the formula (I). The compounds of the invention and intermediates used in their preparation may be prepared by the general methods and examples presented below, and methods known to those of ordinary skill in the art. Further reference in this regard may be made to US application nos. 09/505,582, 09/484,638, 09/714,539, 09/611,109, 09/698,442 and US  
10 provisional application no. 60/216,283. Each of the aforementioned are incorporated herein by reference in their entirety. In all schemes "G" in the formulas shown below shall have the meaning of "G" in the formula (I) of the invention described hereinabove. In all schemes "Ar" in the formulas shown below shall have the meaning of :

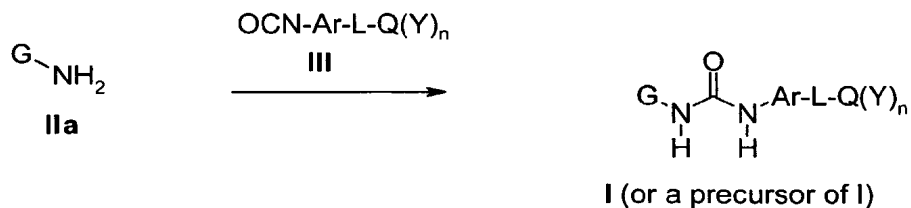
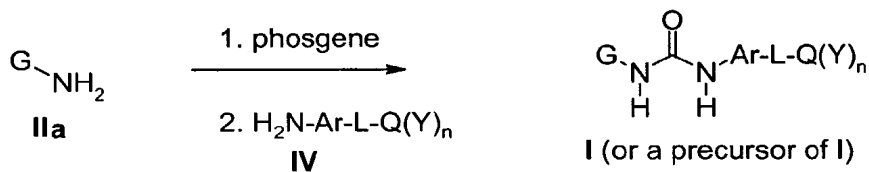
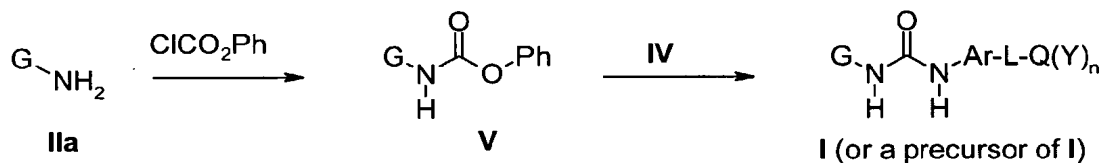
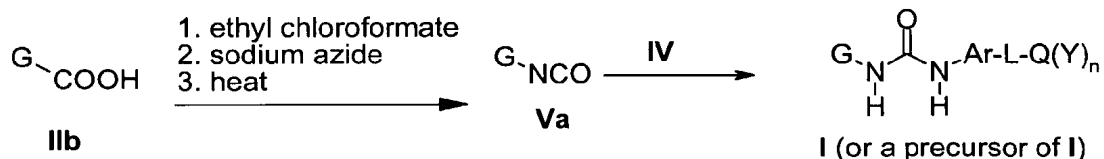
15



in the formula (I) of the invention described hereinabove.

The compounds of the invention may be prepared by Method A, B, C or D as illustrated in Scheme I, preferably Method C.

Scheme I

**Method A****Method B****Method C****Method D**

In Method A, a mixture of an arylamine of formula IIa and an arylisocyanate of formula III is dissolved in a non-protic, anhydrous solvent such as THF, ether, toluene, dioxane or ethyl acetate. The preferred solvent is THF. The mixture is stirred at between 0 - 45° C, preferably at 25° C, for 2-24 h, and the volatiles are removed. Purification of the residue can be accomplished by recrystallization from an appropriate solvent such as ethyl acetate/hexanes, ethyl acetate/methanol, THF/petroleum ether or ethanol/water or by silica

gel chromatography, using for example, hexanes and ethyl acetate as eluents, providing the product of formula I or precursors thereof.

In Method B, an arylamine of formula IIa is dissolved in a halogenated solvent, such as methylene chloride, chloroform or dichloroethane. The preferred solvent is methylene chloride. The mixture is diluted with aqueous alkali, such as sodium bicarbonate or potassium carbonate, cooled in an ice bath and phosgene is added. The mixture is vigorously stirred for 5 – 30 min, with 10 min being preferable. The organic layer is dried, with agents such as MgSO<sub>4</sub> or Na<sub>2</sub>SO<sub>4</sub>, and the volatiles removed to provide the corresponding isocyanate. The isocyanate and arylamine IV are mixed in a non-protic, anhydrous solvent such as THF, ether, toluene, dioxane, methylene chloride or ethyl acetate. The preferred solvent is THF. The mixture is stirred at between 0 - 45° C, preferably at 25° C, for 2 - 24 h, and the volatiles are removed. Purification of the residue by recrystallization or by silica gel chromatography, as above, provides the product of formula I or precursors thereof.

In Method C, an arylamine of formula IIa is dissolved in a suitable halogenated solvent such as methylene chloride, chloroform or dichloroethane. The preferred solvent is methylene chloride. A suitable base such as triethylamine may be added, followed by an alkyl or aryl chloroformate, such as *t*-butyl chloroformate or phenyl chloroformate (shown). The mixture is stirred at between 0 - 85° C, preferably at reflux temperature, for 2 - 24 h, and the volatiles are removed providing carbamate V. The carbamate and arylamine IV are mixed in a non-protic, anhydrous solvent such as THF, ether, toluene, dioxane, methylene chloride or ethyl acetate. The preferred solvent is THF. The mixture is stirred at between 0 - 110° C, preferably at reflux temperature, for 2 - 24 h, and the volatiles are removed. Purification of the residue as above provides the product of formula I or precursors thereof.

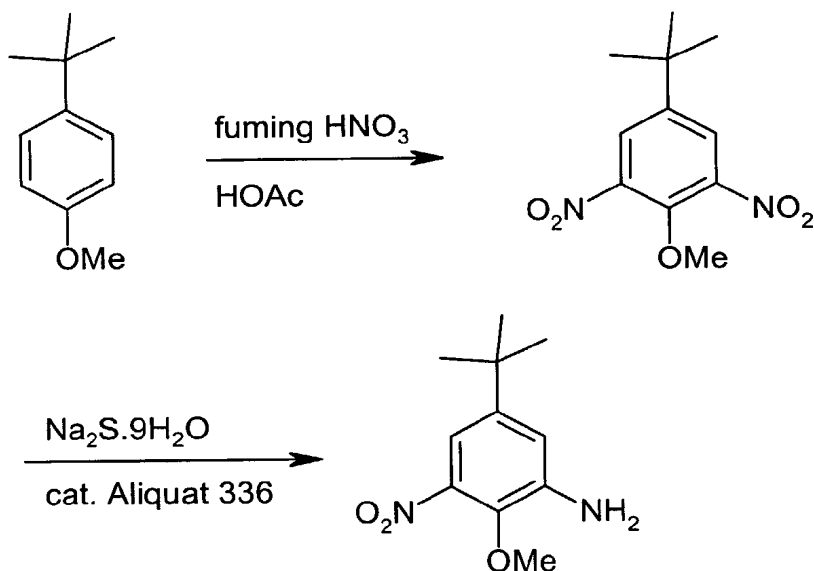
In Method D, an aromatic carboxylic acid (IIb) is dissolved in a non-protic solvent, such as THF or diethyl ether, and an inorganic base, such as triethyl amine is added and the mixture is cooled to -30-0°C, with the preferred temperature being -10°C. An alkyl

chloroformate, such as ethyl chloroformate, is added dropwise and the resulting mixture stirred at below room temperature, such as 0°C for 1-3 hours. A solution of sodium azide in water is added and the mixture stirred between 1-3 hours, diluted with toluene and the organic layer dried and reduced in volume. This mixture is heated at reflux for 1-4 hours, cooled to room temperature to give isocyanate (Va) which can be reacted with amine (IV) to give product of formula I or precursors thereof.

### EXPERIMENTAL SECTION

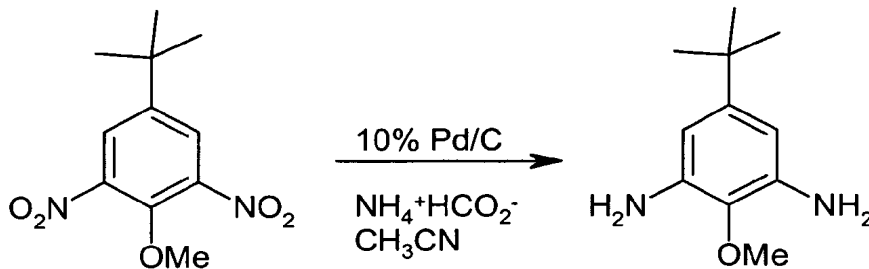
Amine intermediates of formula IIa are either commercially available or may be prepared by methods known to those skilled in the art. Examples 1-4 are representative of procedures for preparing aryl amine or aryl isocyanate derivatives that may be used in Methods A-D. It will be obvious to those skilled in the art that other desired intermediates could be made by these methods by using appropriately substituted starting materials and intermediates.

#### **Example 1: Synthesis of 5-*tert*-butyl-2-methoxy-3-nitroaniline**



Fuming nitric acid (150 mL) was placed in a round bottom flask. A solution of 4-*tert*-butylanisole (16.4 g, 0.1 mol) in acetic acid (15 mL) was placed in an addition funnel and added dropwise to the flask. The flask was intermittently immersed in a water bath to maintain the temperature below 40°C throughout the addition. Once the addition was  
5 complete, the reaction mixture was heated to 80°C, and maintained at that temperature for 2 h. The reaction mixture was cooled to ambient temperature, and then poured onto an ice/water mixture. A white solid soon formed, and the mixture was stirred for 30 min. The solid was isolated by vacuum filtration, and the filter cake was washed with water. The solid was dried on the filter. Recrystallization from hot 2-propanol provided 5-*tert*-butyl-2-  
10 methoxy-1,3-dinitrobenzene as white crystals (18.9 g, 75%).

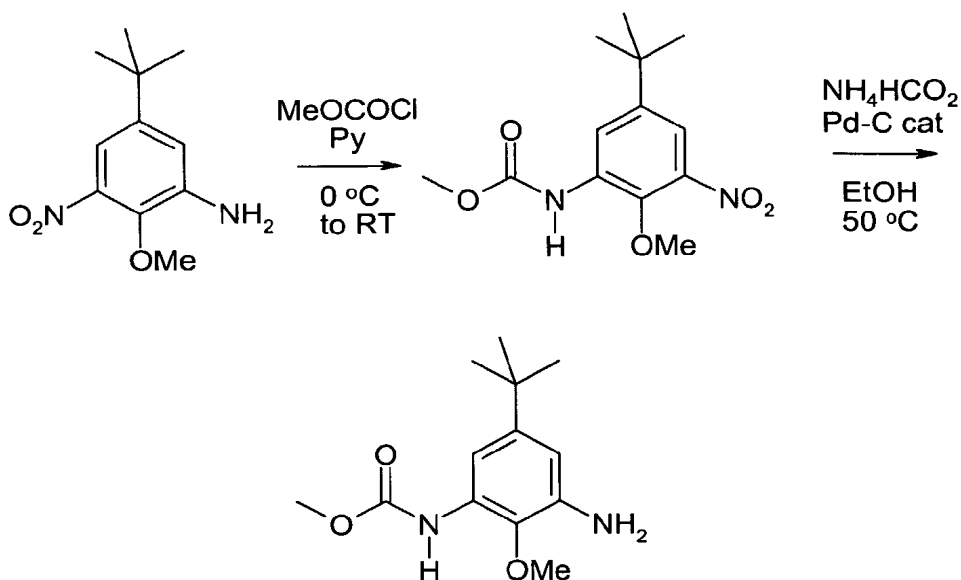
To a suspension of 5-*tert*-butyl-2-methoxy-1,3-dinitrobenzene (10.2 g, 0.04 mol) in EtOAc (150 mL) was added in a single portion a solution of sodium sulfide nonahydrate (19.2 g, 0.08 mol) in water (200 mL). Aliquat<sup>®</sup> 336 (0.8 g, 5 mole %) was added in a single  
15 portion, and the two-phase mixture was brought to a reflux. All solids dissolved, and the mixture became red/brown. After about 3 h, TLC (3:1 hexanes:EtOAc) revealed almost complete loss of starting material. The mixture was filtered warm through a pad of diatomaceous earth to remove insolubles, and the filter cake was washed with fresh EtOAc. The clarified two-phase mixture was separated, and the organic layer was washed  
20 with sodium carbonate solution, followed by water and then saturated sodium chloride solution. After drying over magnesium sulfate, the solution was concentrated under reduced pressure to a thick, dark oil. This oil was extracted three times with refluxing hexanes, leaving behind a dark residue. The orange extract deposited some more dark oil, from which the warm supernatant was decanted. The resulting orange solution was heated  
25 back to reflux, and treated with both activated charcoal and diatomaceous earth. The solution was filtered hot, and the filter cake washed with hot hexanes. Re-heating the orange filtrate resulted in a clear solution. Quickly cooling the solution in an ice/acetone bath and scratching the flask with a glass rod resulted in the deposition of an orange/yellow precipitate. The suspension was allowed to cool for 1 h, and then filtered. The filter cake  
30 was washed with a small portion of cold hexanes, and then dried on the filter, providing the title compound as a yellow/orange powder (2.6 g, 30%).

**Example 2: Synthesis of 5-*tert*-butyl-2-methoxybenzene-1,3-diamine**

- 5 5-*tert*-Butyl-2-methoxy-1,3-dinitrobenzene (see Example 1, 1.9 g, 0.0075 mol) was added to EtOH (40 mL) under nitrogen purge. To this mixture, ammonium formate (4.9 g, 0.075 mol) was added in a single portion, followed by 10% palladium on carbon (0.75 g, 10 mole %), also in a single portion. This resulted in an immediate exotherm (temperature climbs to 30°C), along with outgassing. Once the bubbling subsided, the mixture was slowly brought
- 10 to reflux and maintained at this temperature for 3 h. An aliquot taken at this point showed over 93% conversion to a new, polar material. The mixture was filtered hot through a pad of diatomaceous earth, which was then washed twice with hot EtOH. The filtrate was concentrated under reduce pressure to obtain the title compound as a light grey solid (1.3 g, 90%).

15

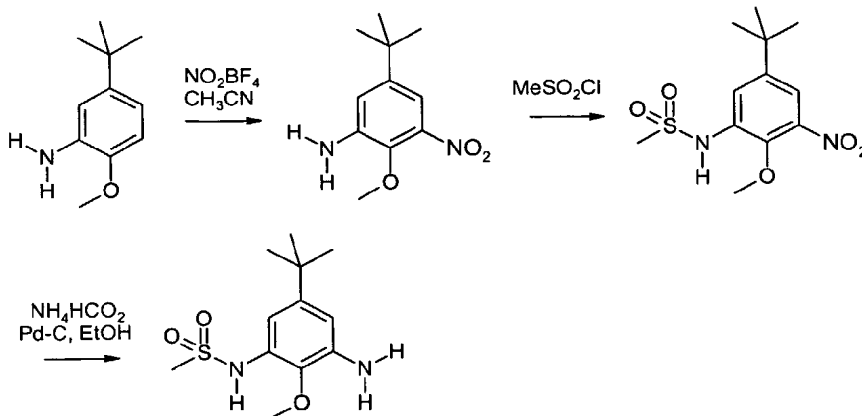
**Example 3: Synthesis of 5-*tert*-butyl-2-methoxy-3-methylcarbamoylaniline**



5-*tert*-Butyl-2-methoxy-3-nitroaniline (Example 1) (300 mg, 1.32 mmol) was dissolved in 1.0 mL anhydrous pyridine and cooled to 0 °C under inert atmosphere. Methyl chloroformate (97 microL, 1.26 mmol) was then added in one portion via syringe. The mixture was left to stir and slowly warm to room temperature overnight, then quenched with water (5 mL). The product was extracted with ether (3 x 5 mL) and dried over Na<sub>2</sub>SO<sub>4</sub>. The crude solution was filtered and the volatiles removed *in vacuo*. Purification by column chromatography on SiO<sub>2</sub> using 10-30 % EtOAc in hexanes as eluent afforded 225 mg of the desired nitro-carbamate (0.80 mmol, 63 % yield).

The above nitro-carbamate (225 mg, 0.80 mmol) dissolved in 5 mL EtOH was added to a solution of 10 % palladium on carbon (225 mg) in 2 mL EtOH. Ammonium formate (301 mg, 4.8 mmol) was added and the mixture was heated to 50 °C for 1 h. The mixture was then cooled, filtered through a pad of diatomaceous earth, and the solvent removed *in vacuo* providing 200 mg (0.79 mmol, 99 % yield) of the title compound.

The same general procedure outlined above may be used to prepare other desired alkyl or aryl carbamoyl anilines by substituting the appropriate alkyl or aryl chloroformate for methyl chloroformate.

**Example 4: Synthesis of 5-*tert*-butyl-3-methanesulfonamido-2-methoxyaniline**

- 5 5-*tert*-Butylanisole (5.38 g, 30.0 mmol, 1 equiv.) was dissolved in 80 mL anhydrous  $\text{CH}_3\text{CN}$  and cooled to  $-35\text{ }^\circ\text{C}$  under inert atmosphere. Nitronium tetrafluoroborate (4.78 g, 36.0 mmol, 1.2 equiv.) was then added in one portion. The reaction was stirred for 25 min, then quenched with a saturated aqueous solution of  $\text{NaHCO}_3$  and extracted with dichloromethane (3 x 75 mL). The combined organic extracts were dried over  $\text{MgSO}_4$ ,
- 10 filtered, and the solvents were removed in vacuo. The crude oil was purified by column chromatography on  $\text{SiO}_2$ , using 0-30%  $\text{EtOAc}$  in hexanes to afford 5.70 g of 5-*tert*-butyl-2-methoxy-3-nitro aniline (25.2 mmol, 84 % yield). (Example 1 describes an alternate synthesis of this intermediate.)
- 15 The nitro aniline (214 mg, 0.95 mmol, 1 equiv.) was dissolved in 1.0 mL anhydrous pyridine and cooled to  $0\text{ }^\circ\text{C}$  under inert atmosphere. Methane sulfonyl chloride (146  $\mu\text{L}$ , 1.90 mmol, 2 equiv.) was then added dropwise via syringe. The mixture was left to stir for 6 h at  $0\text{ }^\circ\text{C}$ , then poured over a mixture of 1 mL concentrated  $\text{HCl}$  and ice. The product was extracted with dichloromethane (3 x 20 mL) and dried over  $\text{MgSO}_4$ . The crude solution
- 20 was filtered and the volatiles removed in vacuo. Purification by column chromatography on  $\text{SiO}_2$  using 25-35 %  $\text{EtOAc}$  in hexanes as eluent afforded 270 mg of nitro sulfonamide intermediate (0.89 mmol, 94 % yield).

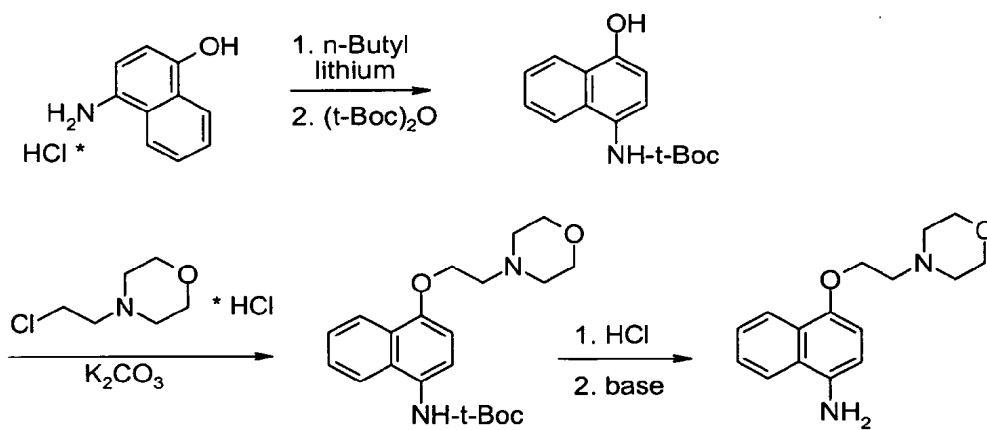


The nitro sulfonamide (270 mg, 0.89 mmol, 1 equiv.) was dissolved in 10 mL EtOH. Ammonium formate (288 mg, 4.56 mmol, 5.1 equiv.) and palladium-on-charcoal (10 % Pd-C, ~ 150 mg) were added and the mixture was heated to 60 °C for 1 h. The mixture was then cooled, filtered through a pad of diatomaceous earth, and the solvent removed in vacuo. The aniline intermediate (220 mg, 88% yield) obtained was used in the subsequent coupling without purification.

The same general procedure outlined above may be used to prepare other desired alkyl or aryl sulfonamido anilines by substituting the appropriate alkyl or aryl sulfonyl chloride for methane sulfonyl chloride.

Examples 5-7 are representative procedures for the preparation of intermediates of formula IV that may be used in Methods B-D (Scheme I).

**Example 5: Synthesis of 4-[2-(morpholin-4-yl)ethoxy]naph-1-yl-amine**



20

To a mixture of 4-amino-1-naphthol hydrochloride (172.1 g) in 750 mL anhydrous THF at -78 °C, n-butyl lithium (490 mL of a 1.60 M solution in hexanes) was added dropwise over 60 min. After the addition was complete the mixture was allowed to warm to room temperature and then cooled to -78 °C and di-*tert*-butyl dicarbonate [(t-Boc)<sub>2</sub>O, 192 g] in 200 mL THF was added over 20 min. The mixture was slowly warmed to room

25

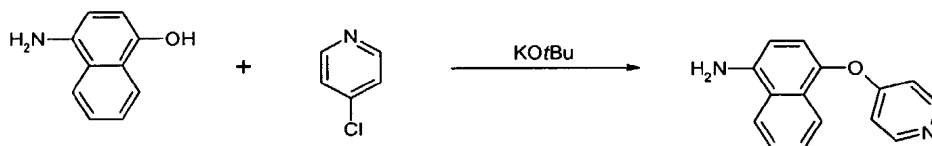
temperature and stirred for 3 h and most of the volatiles removed *in vacuo*. The residue was diluted with EtOAc (1 L) and washed with water (2 X 200 mL) and brine (200 mL) and filtered through diatomaceous earth and dried (MgSO<sub>4</sub>). Removal of the volatiles *in vacuo* provided the N-*t*-Boc protected derivative (226.1 g).

5

A mixture of the above N-*t*-Boc derivative (0.464 g), 4-(2-chloroethyl)morpholine hydrochloride (0.3435 g) and powdered potassium carbonate (0.93 g) was heated in acetonitrile (15 mL) at 80° C for 3 h, cooled to room temperature and diluted with EtOAc and water. The organic layer was washed with water, brine, dried (MgSO<sub>4</sub>) and the volatiles removed *in vacuo*. Purification of the residue by flash chromatography using 12% hexanes in EtOAc as the eluent and concentration *in vacuo* of the product-rich fractions afforded N-*t*-Boc-4-[2-(morpholin-4-yl)ethoxy]naphth-1-yl-amine. A solution of this intermediate (0.511 g) and HCl (1 mL of 4M HCl in dioxane solution) in 5 mL dioxane was stirred at room temperature for 20 h. The reaction was concentrated by rotary evaporation, and the residue dissolved in methylene chloride and washed with aqueous sodium carbonate. The organic layer was dried (Na<sub>2</sub>SO<sub>4</sub>), filtered and concentrated *in vacuo* providing 4-[2-(morpholin-4-yl)ethoxy]naphth-1-yl-amine.

15

**Example 6: Synthesis of 1-amino-4-(4-pyridinyloxy)naphthalene.**

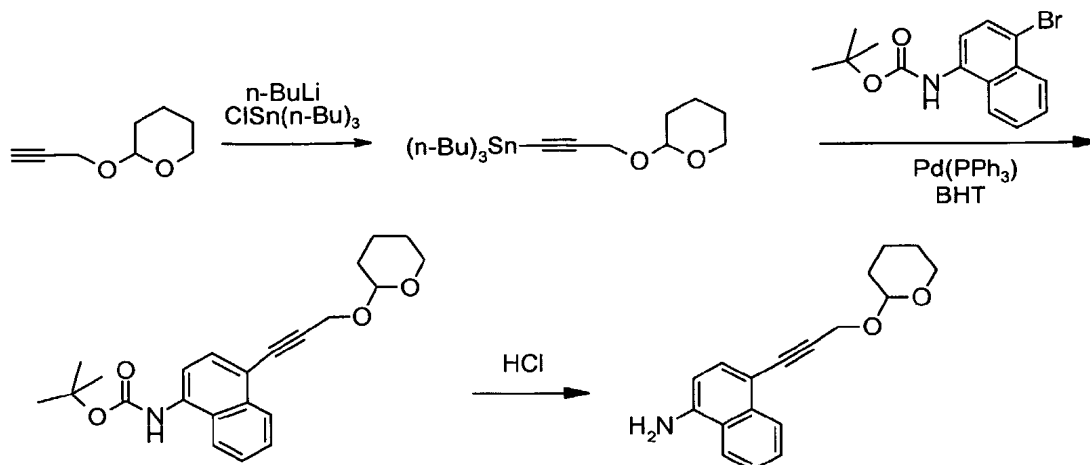


20

To a stirred mixture of 4-amino-1-naphthol hydrochloride (2.5 g, 12.8 mmol) and 4-chloropyridine hydrochloride (3.84 g, 29.2 mmol) in NMP (20 mL) was added potassium *tert*-butoxide (6.0 g, 53.47 mmol) slowly. The mixture was heated at 120 °C for 6 h, cooled to room temperature and diluted with water and dichloromethane. The combined organic extracts were washed with HCl (2N), saturated aqueous NaHCO<sub>3</sub> and brine and dried (Na<sub>2</sub>SO<sub>4</sub>). Removal of the volatiles *in vacuo* afforded the product (0.5 g, 16 %).

25

**Example 7: Synthesis of 1-amino-4-(3-(tetrahydropyran-2-yl-oxy)propyn-1-yl)naphthalene**



5

To a solution of tetrahydro-2-(2-propynyloxy)-2H-pyran in anhydrous THF at  $-78^{\circ}\text{C}$  under inert atmosphere *n*-butyllithium (1.1 molar equivalents) was added *via* syringe. After 1 h stirring at  $-78^{\circ}\text{C}$ , tributyltin chloride (1 molar equivalent) was added and the cooling bath was removed. After stirring at ambient temperature for 1 h the reaction mixture was quenched with saturated  $\text{NH}_4\text{Cl}$  solution and extracted with ethyl ether. The combined ethereal extracts were washed with brine and dried ( $\text{MgSO}_4$ ). After filtration all volatiles were removed *in vacuo* to produce the alkynyl tri-*n*-butylstannane as a yellow oil which was used without further purification.

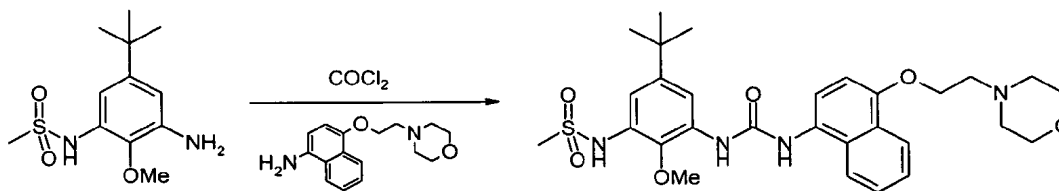
A mixture of *N*-*t*-Boc-4-bromonaphthylamine and the above alkynyl stannane (1.5 molar equivalents) and BHT (20% weight equivalent) in toluene were heated at reflux under inert atmosphere and treated with palladium (0) tetrakis-(triphenylphosphine) (0.1 molar equivalent) When the reaction was complete, as judged by the color change to black, it was cooled to room temperature. An aqueous solution of KF (5M) was added and the mixture was stirred vigorously for 6 h and extracted with EtOAc. The combined organic extracts were washed with brine and dried ( $\text{MgSO}_4$ ), filtered and all volatiles were removed *in vacuo*. Purification of the residue by column chromatography afforded the *N*-*t*-Boc

intermediate. Removal of the *N*-*t*-Boc protecting group with HCl in dioxane provided the amino intermediate.

5 Examples 8-21 provide representative procedures by which compounds of formula (I) may be prepared.

**Example 8: 1-[5-*tert*-butyl-3-methanesulfonamido-2-methoxyphenyl]-3-[4-(2-morpholin-4-yl-ethoxy)-naphthalen-1-yl]-urea**

10

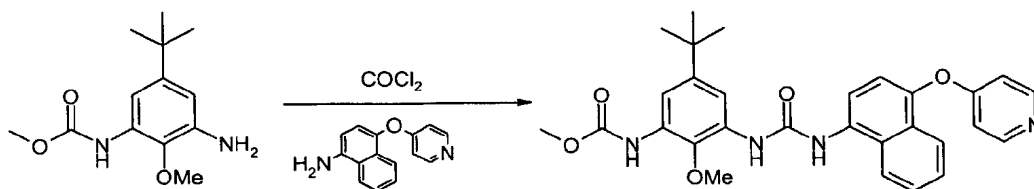


15

4-[2-(Morpholin-4-yl)ethoxy]naph-1-yl-amine (Example 5) (1.0 mmol) is dissolved in dichloromethane (15 mL). An equal volume of sat. aqueous sodium bicarbonate is added, and the biphasic solution is cooled to 0 °C. During the addition of phosgene (1.93 M in toluene, 1.0 mL), stirring is stopped. Immediately afterward, stirring is resumed for 15 min with the reaction mixture at 0 °C. The layers are separated, the organics dried over solid magnesium sulfate and concentrated to approximately 5 mL of solution. 5-*tert*-Butyl-3-methanesulfonamido-2-methoxyaniline (Example 4) (0.9 mmol) in dichloromethane (5 mL) is added, and the reaction mixture is stirred overnight at ambient temperature. The solvent is removed by rotary evaporation and the resulting product purified by flash chromatography over silica gel with a suitable elutant such as CH<sub>2</sub>Cl<sub>2</sub> : MeOH (95 : 5) to give the title compound.

25

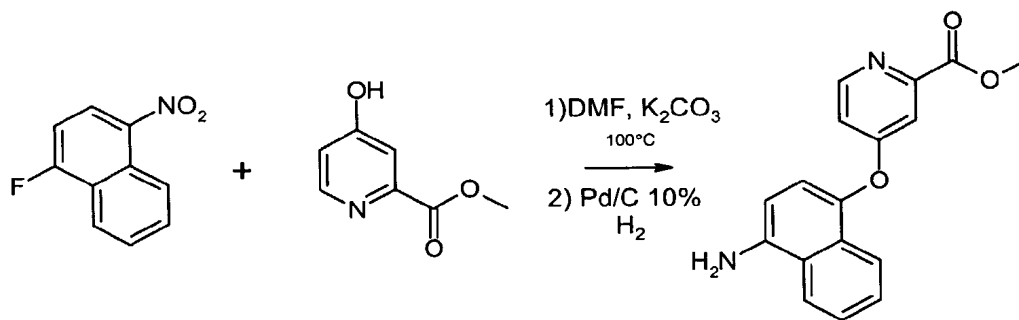
**Example 9: 1-[5-*tert*-butyl-3-methylcarbamoyl-2-methoxyphenyl]-3-[4-(4-pyridinyloxy)-naphthalen-1-yl]-urea**



1-Amino-4-(4-pyridinyloxy)naphthalene (Example 6) (1.0 mmol) is dissolved in  
 5 dichloromethane (15 mL). An equal volume of sat. aqueous sodium bicarbonate is added,  
 and the biphasic solution is cooled to 0 °C. During the addition of phosgene (1.93 M in  
 toluene, 1.0 mL), stirring is stopped. Immediately afterward, stirring is resumed for 15  
 min with the reaction mixture at 0 °C. The layers are separated, the organics dried over  
 solid magnesium sulfate and concentrated to approximately 5 mL of solution. 5-*tert*-Butyl-  
 10 3-methylcarbamoyl-2-methoxyaniline (Example 3) (0.9 mmol) in dichloromethane (5 mL)  
 is added, and the reaction mixture is stirred overnight at ambient temperature. The solvent  
 is removed by rotary evaporation and the resulting product purified by flash  
 chromatography over silica gel with a suitable elutant such as CH<sub>2</sub>Cl<sub>2</sub> : MeOH (95 : 5) to  
 give the title compound.

15

**Example 10: Synthesis of 4-(4-amino-naphthalen-1-yloxy)-pyridine-2-carboxylic acid methyl ester**

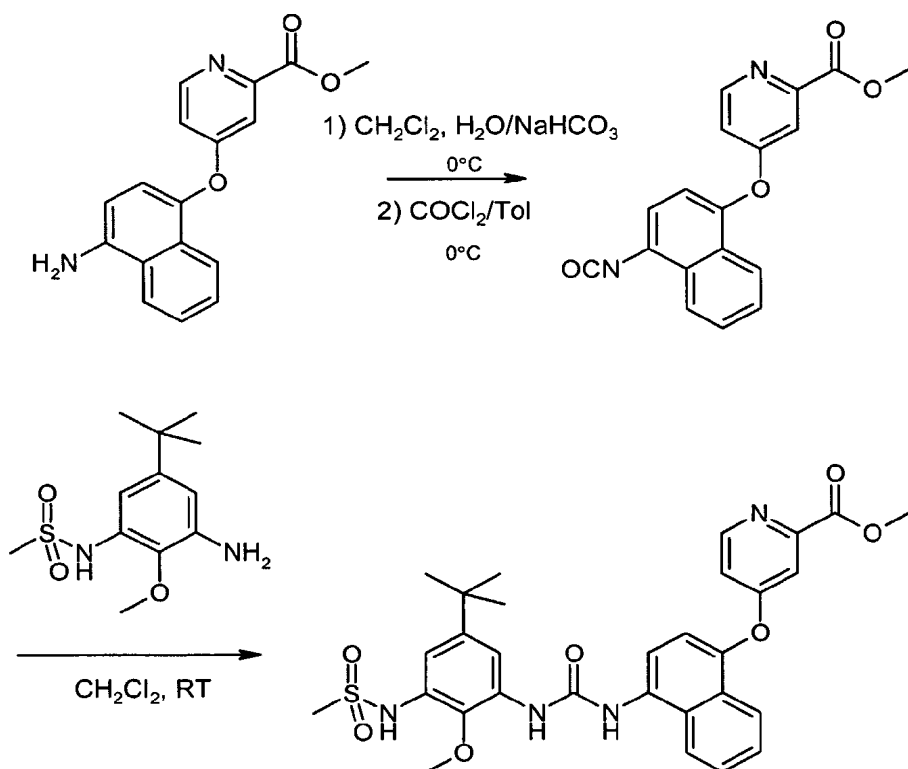


20

To a solution of 1-fluoro-4-nitro-naphthalene (1.0 g, 5.24 mmol) in dry DMF (22 mL) was added 4-hydroxy-pyridine-2-carboxylic acid methyl ester (0.993 g, 5.24 mmol) and K<sub>2</sub>CO<sub>3</sub> (7.24 g, 52.4 mmol). The resulting yellow suspension was stirred at 100°C under argon for

five h. After cooling to room temperature, the solution was diluted with  $\text{CH}_2\text{Cl}_2$  (62 mL) and 10% Pd/C (1 g) was added. The suspension was stirred under a  $\text{H}_2$  balloon for 72 h. The reaction was then filtered through a plug of diatomaceous earth and rinsed with EtOAc (150 mL) and extracted with  $\text{H}_2\text{O}$  (3 x 100 mL), brine (1 x 100 mL) and dried over  
 5  $\text{MgSO}_4$ . The solvent was removed *via* rotary evaporation and the resulting oil was applied to a flash silica column eluting with MeOH :  $\text{CH}_2\text{Cl}_2$  (2 : 98) to provide the title compound (800 mg, 52%).

**Example 11: Synthesis of 4-{4-[3-(5-*tert*-butyl-3-methanesulfonylamino-2-methoxy-phenyl)-ureido]-naphthalen-1-yloxy}-pyridine-2-carboxylic acid methyl ester**  
 10

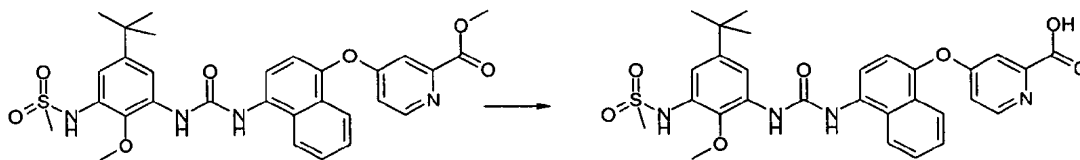


15 To a solution of 4-(4-amino-naphthalen-1-yloxy)-pyridine-2-carboxylic acid methyl ester (Example 10) (0.6093 g, 2.07 mmol) in  $\text{CH}_2\text{Cl}_2$  (103 mL) and  $\text{H}_2\text{O}/\text{NaHCO}_3$  (103 mL)

cooled to 0°C for 30 min in a sealed flask was injected COCl<sub>2</sub>/toluene (40 mL, 20.7 mmol) into the CH<sub>2</sub>Cl<sub>2</sub> layer. The solution was stirred at 0 °C for an additional 30 min. The reaction mixture was poured into a separatory funnel and the CH<sub>2</sub>Cl<sub>2</sub> layer was drained. The aqueous layer was extracted with CH<sub>2</sub>Cl<sub>2</sub> (1 x 80 mL). The solvent from combined  
 5 organic layers was dried over MgSO<sub>4</sub> and removed *via* rotary evaporation to provide the isocyanate as an oil. To the resulting isocyanate was added CH<sub>2</sub>Cl<sub>2</sub> (18 mL) and 5-*tert*-butyl-3-methanesulfonamido-2-methoxyaniline (Example 4) (1.13 g, 4.14 mmol). The reaction was stirred 12 h at room temperature. The solvent was removed *via* rotary evaporation and the resulting oil was applied to a combi-flash chromatography column  
 10 eluting with MeOH : CH<sub>2</sub>Cl (5 : 95) to give the title compound (861 mg, 70% yield).

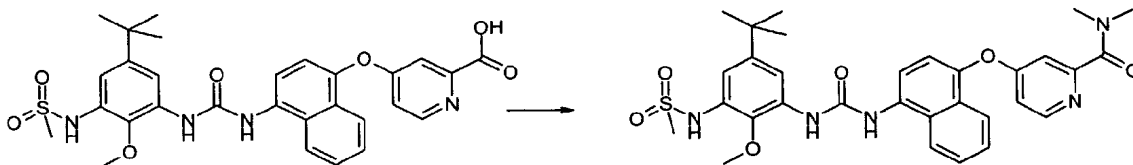
**Example 12: Synthesis of 4-{4-[3-(5-*tert*-butyl-3-methanesulfonylamino-2-methoxy-phenyl)-ureido]-naphthalen-1-yloxy}-pyridine-2-carboxylic acid**

15



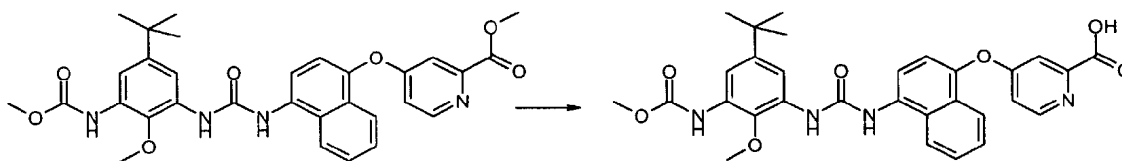
To a solution of 4-{4-[3-(5-*tert*-butyl-3-methanesulfonylamino-2-methoxy-phenyl)-ureido]-naphthalen-1-yloxy}-pyridine-2-carboxylic acid methyl ester (Example 11) (1.184  
 20 g, 2 mmol) in MeOH (12 mL) was added water (2 mL) and LiOH (58 mg, 2.4 mmol). The resulting mixture was stirred at room temperature for 19 h then neutralized with 2N HCl. The resulting suspension was concentrated to dryness and the residual solid triturated with a mixture of methylene chloride and acetonitrile (300 mL, 2:1). The inorganic salt was filtered and the mother liquor concentrated to give the title compound as a dark tan solid  
 25 (1.04 g, 90%).

**Example 13: Synthesis of 4-{4-[3-(5-*tert*-butyl-3-methanesulfonylamino-2-methoxy-phenyl)-ureido]-naphthalen-1-yloxy}-pyridine-2-carboxylic acid dimethylamide**



To a cold solution (0°C) of 4-{4-[3-(5-*tert*-butyl-3-methanesulfonylamino-2-methoxy-phenyl)-ureido]-naphthalen-1-yloxy}-pyridine-2-carboxylic acid (Example 12) (58 mg, 0.1 mmol) in DMF (1 mL) was added 1-[3-(dimethylamino)propyl]-3-ethylcarbodiimide hydrochloride (23 mg, 0.12 mmol) and triethyl amine (0.070 mL, 0.5 mmol). The solution was allowed to stir at 0 °C for 30 min, then dimethylamine (2M solution in THF, 0.25 mL, 0.5 mmol) was added in one portion. The resulting solution was allowed to stir at room temperature for 12 h. Water (4 mL) was added and the product was extracted with EtOAc, dried over magnesium sulfate and concentrated via rotary evaporation. The resulting crude solid was purified by column chromatography (CH<sub>2</sub>Cl<sub>2</sub>: MeOH, 93:7) to give the title compound as a light tan solid (42 mg, 70% yield).

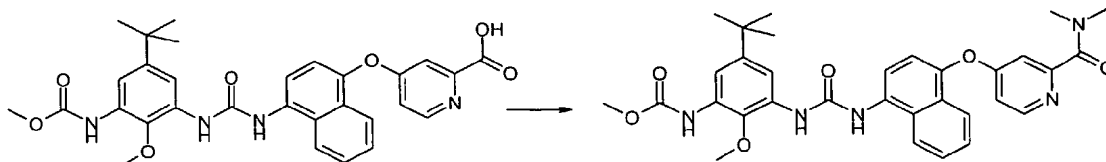
**Example 14: Synthesis of 4-{4-[3-(5-*tert*-butyl-2-methoxy-3-methoxycarbonylamino-phenyl)-ureido]-naphthalen-1-yloxy}-pyridine-2-carboxylic acid**



To a solution of 4-{4-[3-(5-*tert*-butyl-2-methoxy-3-methoxycarbonylamino-phenyl)-ureido]-naphthalen-1-yloxy}-pyridine-2-carboxylic acid methyl ester (1.114 g, 2 mmol) in MeOH (12 mL) was added water (2 mL) and LiOH (58 mg, 2.4 mmol). The resulting mixture was stirred at room temperature for 16 h then neutralized with 2N HCl. The resulting suspension was concentrated to dryness and the residual solid triturated with a mixture of methylene chloride and acetonitrile (300 mL, 2:1). The inorganic salt was filtered and the mother liquor concentrated to give the title compound as a dark tan solid (900 mg, 80%).

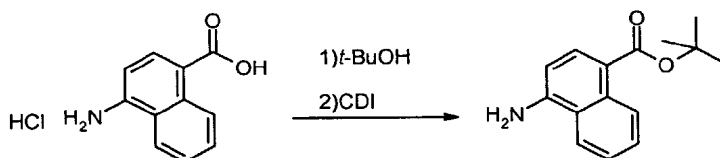


**Example 15: Synthesis of (5-*tert*-butyl-3-{3-[4-(2-dimethylcarbamoyl-pyridin-4-yloxy)-naphthalen-1-yl]-ureido}-2-methoxy-phenyl)-carbamic acid methyl ester**



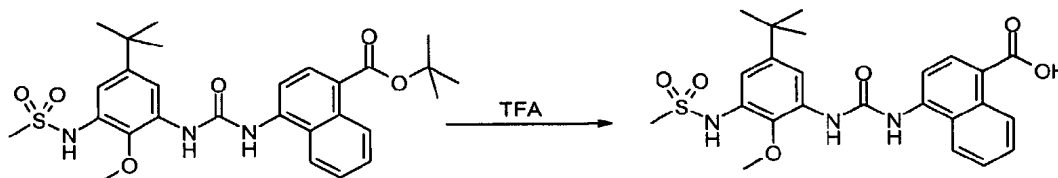
To a cold solution (0°C) of 4-{4-[3-(5-*tert*-butyl-2-methoxy-3-methoxycarbonylamino-phenyl)-ureido]-naphthalen-1-yloxy}-pyridine-2-carboxylic acid (Example 14) (56 mg, 0.1mmol) in DMF (1mL) was added 1-[3-(dimethylamino)propyl]-3-ethylcarbodiimide hydrochloride (23 mg, 0.12 mmol) and triethyl amine ( 0.070 mL, 0.5 mmol). The solution was allowed to stir at 0 °C for 30 min, then dimethylamine (2M solution in THF, 0.25mL, 0.5 mmol) was added in one portion. The resulting solution was allowed to stir at room temperature for 12 h. Water (4 mL) was added and the product was extracted with EtOAc, dried over magnesium sulfate and concentrated via rotary evaporation. The resulting crude solid was purified by column chromatography (CH<sub>2</sub>Cl<sub>2</sub>: MeOH, 95:5) to provide the title compound as a light tan solid (45 mg, 77% yield).

**Example 16: Synthesis of 4-amino-naphthalene-1-carboxylic acid *tert*-butyl ester**



3.6 g (16 mmol) of 4-Amino-naphthalene-1-carboxylic acid hydrochloride, (T. Nakayama et al, Chem. Pharm. Bull, 1984, 32, 3968-3980), was suspended in 44 mL of *tert*-butyl alcohol and 3.3 mL of triethylamine. To this was added 3.1 g (19 mmol) of carbonyldiimidazole. An exothermic reaction was noted, and the brown solution was stirred at room temperature for 12 h. After this time, the reaction was diluted with EtOAc, filtered through diatomaceous earth and concentrated in vacuo. Purification on silica gel, eluting with 20% EtOAc-hexanes provided 1.1 g of 4-amino-naphthalene-1-carboxylic acid *tert*-butyl ester as an off-white solid (29%).

**Example 17: Synthesis of 4-[3-(5-tert-butyl-3-methanesulfonylamino-2-methoxy-phenyl)-ureido]-naphthalene-1-carboxylic acid**



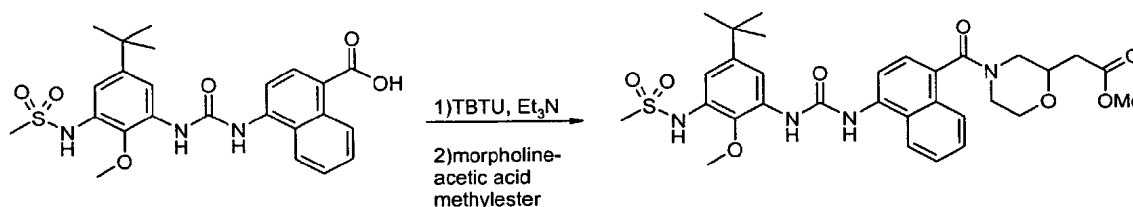
5

To a 0 °C solution of 10 mL of TFA was added 878 mg (1.9 mmol) of 4-[3-(5-tert-butyl-3-methanesulfonylamino-2-methoxy-phenyl)-ureido]-naphthalene-1-carboxylic acid tert-butyl ester. The clear, light gold reaction was allowed to warm to room temperature, and kept there for 1 h. After this time, the reaction was concentrated in vacuo, and then diluted with toluene. The toluene was then removed in vacuo and the pale white solid was trituated with ether to provide 682 mg (89%) of the title compound.

10

**Example 18: Synthesis of (4-{4-[3-(5-tert-butyl-3-methanesulfonylamino-2-methoxy-phenyl)-ureido]-naphthalene-1-carbonyl}-morpholin-2-yl)-acetic acid methyl ester**

15

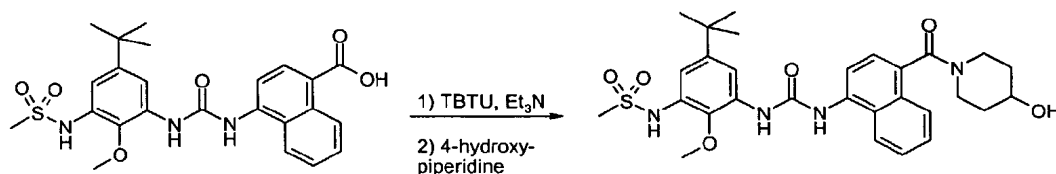


20

95 mg (0.24 mmol) of 4-[3-(5-tert-butyl-3-methanesulfonylamino-2-methoxy-phenyl)-ureido]-naphthalene-1-carboxylic acid (Example 17) was dissolved in 1 mL of DMF. To this clear solution was added sequentially, 139 mg (0.44 mmol) of TBTU, and 102 microL (0.73 mmol) of triethylamine. The clear yellow solution was stirred for 5 min, then 50 mg (0.31 mmol) of morpholine-2-yl-acetic acid methyl ester (Loftus, F. Syn. Commun. 1980, 10, 59) was added. The reaction was stirred overnight, then concentrated in vacuo. The

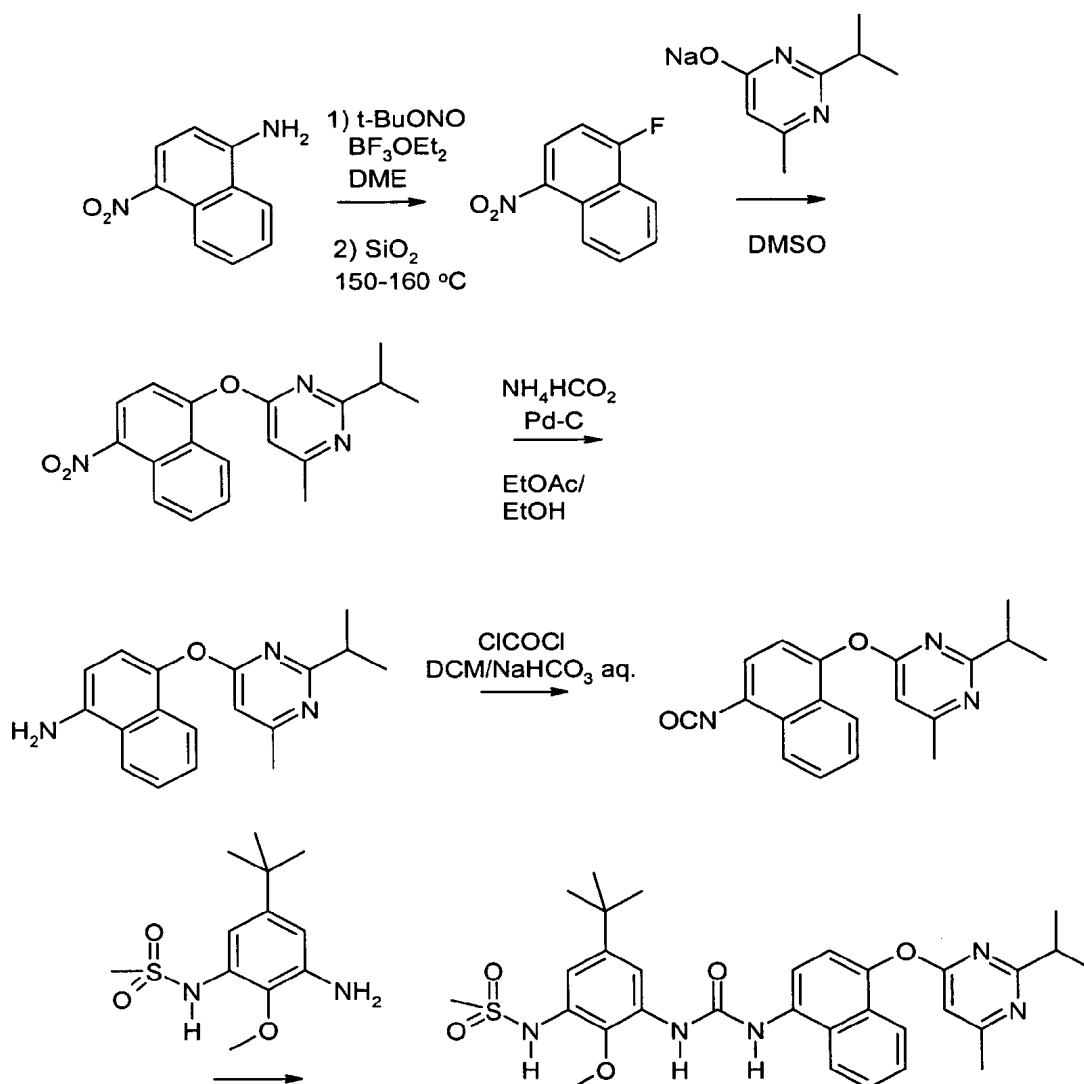
resulting amber oil was extracted with EtOAc and water, brine, and then dried over magnesium sulfate. Concentration in vacuo provide an amber oil which was purified on silica gel, eluting with 5% MeOH-methylene chloride to provide 93 mg (72%) of the title compound as a viscous oil.

5 **Example 19: Synthesis of N-(5-tert-butyl-3-{3-[4-(4-hydroxy-piperidine-1-carbonyl)-naphthalen-1-yl]-ureido}-2-methoxy-phenyl)-methanesulfonamide**



85 mg (0.22 mmol) of 4-[3-(5-tert-butyl-3-methanesulfonylamino-2-methoxy-phenyl)-ureido]-naphthalene-1-carboxylic acid (Example 17) was dissolved in 1 mL of DMF. To this clear solution was added sequentially, 92 mg (0.294 mmol) of TBTU, and 82 microL (0.59 mmol) of triethylamine. The clear yellow solution was stirred for 5 min, then 33 mg (0.33 mmol) of 4-hydroxypiperidine was added. The reaction was stirred overnight, then concentrated in vacuo. The resulting amber oil was extracted with EtOAc and water,  
15 brine, and then dried over magnesium sulfate. Concentration in vacuo provided an amber oil which was purified on silica gel, eluting with with 33% EtOAc-hexane to provide 57 mg (54%) of the title compound as a pale white solid.

20 **Example 20: Synthesis of N-(5-tert-Butyl-2-methoxy-3-{3-[4-(2-isopropyl-6-methylpyrimidin-4-yloxy)-naphthalen-1-yl]-ureido}-phenyl)-methanesulfonamide**



Boron trifluoride etherate (4.0 mL, 31.1 mmol, 1.5 equiv.) was cooled in an ice bath, and under inert atmosphere, 4-amino-1-nitronaphthalene (3.9 g, 20.7 mmol, 1 equiv.) dissolved in 100 mL anhydrous DME was added slowly, over 10 min. Stirring continued for 15 min and then tert-butyl nitrite (3.0 mL, 24.8 mmol, 1.2 equiv.) was added dropwise via syringe. The ice bath was removed and the mixture was stirred at room temperature for 1.5 h. A precipitate of golden green color formed. The mixture was then re-cooled to 0 °C and the precipitate was collected via vacuum filtration, providing 5.1 g (17.7 mmol, 86 %) of the 4-nitro-naphthalene diazonium tetrafluoroborate salt.

The diazonium salt from above (408 mg, 1.42 mmol, 1 equiv.) was mixed with silica gel (63-200 micron, 2500 mg) and rendered homogeneous by light mixing in a mortar. This mixture was placed in a round-bottom flask equipped with a mechanical stirrer and a condenser, and heated to 150-170 °C for 0.5 h. The mixture turned dark. The solid mixture was allowed to cool back to room temperature and was placed on top of a short plug of silica gel, the transfer being aided by some hexanes solvent. The pure 4-fluoro-1-nitronaphthalene product was eluted with 10% EtOAc in hexanes. After removal of the solvents in vacuo, 190 mg of product (0.99 mmol, 70% yield) was collected as a yellow-orange solid.

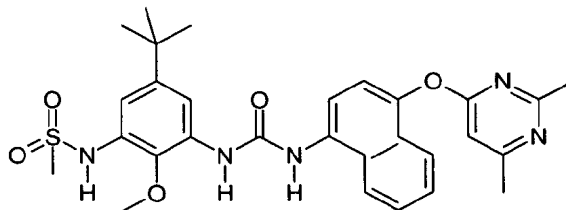
2-Isopropyl-6-methyl-4-pyrimidinol (264 mg, 1.74 mmol, 1.1 equiv.) was dissolved in 2.5 mL anhydrous DMSO. Sodium tert-butoxide (159 mg, 1.66 mmol, 1.05 equiv.) was added in one portion and the mixture was left stirring for 15 min at room temperature. Solid 4-fluoro-1-nitro-naphthalene was then added in one portion and the mixture was gently heated to 60 °C while stirring for 4 h. A color change from orange to green was noted. Saturated aqueous sodium bicarbonate solution was then added and the product extracted 3 times with EtOAc. The combined organic extracts were washed once with water and with brine, dried (Na<sub>2</sub>SO<sub>4</sub>) and filtered. The volatiles were removed in vacuo to afford 459 mg (1.42 mmol, 90%) of the nitronaphthyl-pyrimidinyl ether as a waxy orange solid. The material was used without purification for the next step.

The crude nitronaphthyl-pyrimidinyl ether from above (459 mg, 1.42 mmol, 1 equiv.) was taken up in 35 mL EtOAc and 35 mL EtOH. Ammonium formate was added (537 mg, 8.52 mmol, 6 equiv.) as well as 400 mg of 10% palladium-on-carbon. The reaction mixture was heated to a gentle reflux for one h, cooled back to room temperature, filtered through diatomaceous earth and the volatiles were removed in vacuo. The crude product was purified by chromatography on SiO<sub>2</sub>, eluting with 20-40% EtOAc in hexanes. The desired aminonaphthyl-pyrimidyl ether was isolated as a yellow foam (176 mg, 0.6 mmol, 42 % for 2 steps).

The aminonaphthyl-pyrimidinyl ether from above (104 mg, 0.36 mmol, 1 equiv.) was dissolved in 20 mL dichloromethane and 20 mL saturated aqueous sodium bicarbonate solution was added. The mixture was cooled to 0 °C. Without stirring, phosgene (2.0 M in  
5 toluene, 0.62 mL, 1.24 mmol, 3.5 equiv.) was added in one portion to the organic layer via syringe. After 15 min the layers were separated and the aqueous phase was extracted with one portion of dichloromethane. The combined organics were dried (Na<sub>2</sub>SO<sub>4</sub>), filtered and the majority of the solvent was removed in vacuo. To this isocyanate residue was immediately added a solution of 5-*tert*-butyl-3-methanesulfonamido-2-methoxyaniline  
10 (Example 4) (97 mg, 0.36 mmol, 1 equiv.) in 2.5 mL anhydrous THF. The mixture was left stirring at room temperature overnight, then MeOH was added and the solvents removed in vacuo. A purple foam was obtained, which was purified by column chromatography on SiO<sub>2</sub>, eluting with 0-10 % MeOH in dichloromethane. Finally recrystallization from acetonitrile/water afforded 45 mg (0.08 mmol, 21 % yield) of the title compound as a white  
15 solid.

Using procedures analogous to Example 20, the following compound was also prepared:

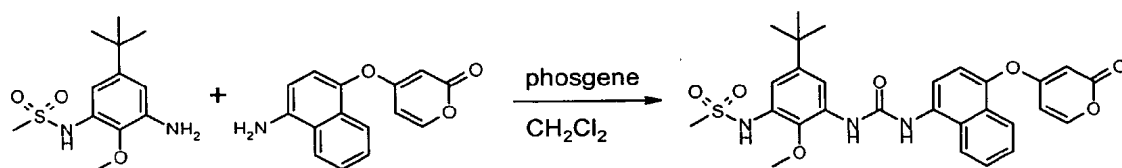
20 N-(5-*tert*-Butyl-3-{3-[4-(2,6-dimethyl-pyrimidin-4-yloxy)-naphthalen-1-yl]-ureido}-2-methoxy-phenyl)-methanesulfonamide



25

**Example 21: Synthesis of *N*-(5-*tert*-butyl-2-methoxy-3-{3-[4-(2-oxo-2*H*-pyran-4-yloxy)-naphthalen-1-yl]-ureido}-phenyl)-methanesulfonamide.**

5



To a suspension of NaH (0.070 g of 60% oil dispersion) in 5 mL of anhydrous THF at 0 °C was added (4-hydroxy-naphthalen-1-yl)-carbamic acid *tert*-butyl ester (0.414 g) (Example 10 5). The mixture was stirred 20 min, then 4-chloro-2*H*-pyran-2-one (*Helvitica Chemica Acta*, 1990, 73, 883) (0.208 g) was added and the reaction stirred 5 h at 0 °C. Removal of the volatiles *in vacuo* provided a residue which was purified by flash chromatography on silica gel eluting with 33% EtOAc in hexanes. Concentration of the product rich fractions provided [4-(2-oxo-2*H*-pyran-4-yloxy)-naphthalen-1-yl]-carbamic acid *tert*-butyl ester.

15

A mixture of [4-(2-oxo-2*H*-pyran-4-yloxy)-naphthalen-1-yl]-carbamic acid *tert*-butyl ester (0.287 g) and HCl (2 mL of a 4N solution in dioxane) in 4 mL of dioxane was stirred overnight, diluted with ether and filtered. The filtrate was dried providing 4-(4-amino-naphthalen-1-yloxy)-pyran-2-one hydrochloride salt.

20

To 4-(4-amino-naphthalen-1-yloxy)-pyran-2-one hydrochloride salt (0.0468 g) in 2 mL CH<sub>2</sub>Cl<sub>2</sub> and 2 mL of saturated NaHCO<sub>3</sub> at 0 °C was added phosgene (0.21 mL of a 1.9 M solution in toluene). The mixture was stirred rapidly for 10 min, the organic layer dried (MgSO<sub>4</sub>) and the volatiles removed *in vacuo*. The residue was diluted with 2 mL of THF 25 and added to 5-*tert*-butyl-3-methanesulfonamido-2-methoxyaniline (0.044 g) (Example 4). The mixture was stirred overnight and purified by flash chromatography on silica gel eluting with 25% hexanes in EtOAc. Concentration *in vacuo* of the product rich fractions provided the title compound, mp 185-187 °C.

## ASSESSMENT OF BIOLOGICAL PROPERTIES

**Inhibition of TNF Production in THP Cells**

5

The inhibition of cytokine production can be observed by measuring inhibition of TNF $\alpha$  in lipopolysaccharide stimulated THP cells (for example, see W. Prichett *et al.*, 1995, *J. Inflammation*, 45, 97). All cells and reagents were diluted in RPMI 1640 with phenol red and L-glutamine, supplemented with additional L-glutamine (total: 4 mM), penicillin and streptomycin (50 units/ml each) and fetal bovine serum (FBS, 3%) (GIBCO, all conc. final). Assay was performed under sterile conditions; only test compound preparation was nonsterile. Initial stock solutions were made in DMSO followed by dilution into RPMI 1640 2-fold higher than the desired final assay concentration. Confluent THP.1 cells ( $2 \times 10^6$  cells/mL, final conc.; American Type Culture Company, Rockville, MD) were added to 96 well polypropylene round bottomed culture plates (Costar 3790; sterile) containing 125  $\mu$ L test compound (2 fold concentrated) or DMSO vehicle (controls, blanks). DMSO concentration did not exceed 0.2% final. Cell mixture was allowed to preincubate for 30 min, 37°C, 5% CO<sub>2</sub> prior to stimulation with lipopolysaccharide (LPS; 1  $\mu$ g/mL final; Siga L-2630, from E.coli serotype 0111.B4; stored as 1 mg/mL stock in endotoxin screened distilled H<sub>2</sub>O at -80°C). Blanks (unstimulated) received H<sub>2</sub>O vehicle; final incubation volume was 250  $\mu$ l. Overnight incubation (18 - 24 hr) proceeded as described above. Assay was terminated by centrifuging plates 5 min, room temperature, 1600 rpm (400 x g); supernatants were transferred to clean 96 well plates and stored -80°C until analyzed for human TNF $\alpha$  by a commercially available ELISA kit (Biosource #KHC3015, Camarillo, CA). Data was analyzed by non-linear regression (Hill equation) to generate a dose response curve using SAS Software System (SAS institute, Inc., Cary, NC). The calculated IC<sub>50</sub> value is the concentration of the test compound that caused a 50% decrease in the maximal TNF $\alpha$  production. Preferred compounds from those found in Table I and in the examples will exhibit an IC<sub>50</sub> < 10  $\mu$ M.

30



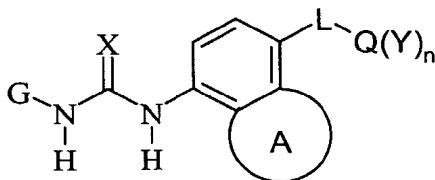
**Inhibition of other cytokines**

By similar methods using peripheral blood monocytic cells, appropriate stimuli, and  
5 commercially available ELISA kits (or other method of detection such as  
radioimmunoassay), for a particular cytokine, inhibition of IL-1, GM-CSF, IL-6 and IL-8  
can be demonstrated (for example, see J.C. Lee *et al.*, 1988, *Int. J. Immunopharmacol.*,  
10, 835).

**What is claimed is**

1. A 1,4-disubstituted benzo-fused compound of the formula (I):

5



(I)

wherein:

10 ring A is:

fused saturated or unsaturated ring containing 3-5 carbon atoms wherein ring A or the phenyl ring to which it is fused is optionally substituted by one or more a C<sub>1-6</sub> branched or unbranched alkyl optionally partially or fully halogenated, acetyl, aroyl, C<sub>1-6</sub> branched or unbranched alkoxy optionally partially or fully halogenated, halogen, methoxycarbonyl, phenylsulfonyl, hydroxy, amino, mono- or di-(C<sub>1-4</sub> alkyl)amino, mono- or di-(C<sub>1-4</sub> alkyl)amino-S(O)<sub>2</sub>, cyano, nitro or H<sub>2</sub>NSO<sub>2</sub>;

15

**G** is:

phenyl, naphthyl, benzocyclobutanyl, dihydronaphthyl, tetrahydronaphthyl, benzocycloheptanyl, benzocycloheptenyl, indanyl, indenyl;

20

pyridinyl, pyridonyl, quinolinyl, dihydroquinolinyl, tetrahydroquinoyl, isoquinolinyl, tetrahydroisoquinoyl, pyridazinyl, pyrimidinyl, pyrazinyl, benzimidazolyl, benzothiazolyl, benzoxazolyl, benzofuranyl, benzothiophenyl, benzopyrazolyl, dihydrobenzofuranyl, dibenzofuranyl, dihydrobenzothiophenyl, benzooxazolonyl, benz[1,4]oxazin-3-onyl, benzodioxolyl, benz[1,3]dioxol-2-onyl, benzofuran-3-onyl, tetrahydrobenzopyranyl, indolyl, 2,3-dihydro-1H-indolyl, indolinyl, indolonyl, indolinonyl, phthalimidyl, chromonyl;

25

oxetanyl, pyrrolidinyl, tetrahydrofuranyl, tetrahydrothiophenyl, piperidinyl, piperazinyl, morpholinyl, tetrahydropyranyl, dioxanyl, tetramethylene sulfonyl, tetramethylene sulfoxidyl, oxazoliny, 3,4-dihydro-2H-benz[1,4]oxazinyl, thiazoliny, imidazoliny, tetrahydropyridiny, homopiperidinyl, pyrroliny, tetrahydropyrimidinyl,  
 5 decahydroquinolinyl, decahydroisoquinolinyl, thiomorpholinyl, thiazolidinyl, dihydrooxazinyl, dihydropyranyl, oxocanyl, heptacanyl, thioxanyl or dithianyl; wherein **G** is substituted by one **R<sub>3</sub>** and further substituted by one or more **R<sub>1</sub>** or **R<sub>2</sub>**;

**L** is:

- 10 **a)** -O-; -NH-; >C(O); >C(S);  
 C<sub>1-10</sub> saturated or unsaturated branched or unbranched carbon chain;  
 wherein one or more carbon atoms are optionally independently replaced by heteroatoms chosen from O, N and S(O)<sub>m</sub>; and  
 wherein said **L** is optionally substituted with 0-2 oxo groups, one or more C<sub>1-4</sub>  
 15 branched or unbranched alkyl optionally substituted by one or more halogen atoms, hydroxy, amino or imino; or  
**b)** >CR<sub>x</sub>R<sub>y</sub> wherein **R<sub>x</sub>** and **R<sub>y</sub>** are each independently hydrogen, C<sub>1-4</sub>alkyl, heterocycleC<sub>0-4</sub> alkyl, heteroarylC<sub>0-4</sub> alkyl or arylC<sub>0-4</sub> alkyl;

20 **Q** is:

- phenyl, naphthyl, pyridinyl, pyrimidinyl, pyridazinyl, imidazolyl, benzimidazolyl, furanyl, thienyl, pyranyl, thiazolyl, oxazolyl, naphthyridinyl, pyrazinyl, pyrazolyl, triazolyl, tetrazolyl, pyrazolo[3,4-*b*]pyrimidinyl, purinyl, pyrrolo[2,3-*b*]pyridinyl, pyrazolo[3,4-*b*]pyridinyl, tubercidinyl, oxazo[4,5-*b*]pyridinyl, 2-oxa-5-aza-bicyclo[2.2.1]heptanyl, 2-  
 25 thia-5-aza-bicyclo[2.2.1]heptanyl, imidazo[4,5-*b*]pyridinyl, 1-oxo-λ<sup>4</sup>-thiomorpholinyl or 13-oxa-11-aza-tricyclo[7.3.1.0-2,7]trideca-2,4,6-triene which are optionally substituted with one to three C<sub>1-6</sub> alkyl, phenyl, C<sub>1-6</sub> alkoxy or hydroxy;  
 tetrahydropyranyl, 2-oxo-2H-pyranyl, tetrahydrofuranyl, 1,3-dioxolanone, 1,3-dioxanone, 1,4-dioxanyl, morpholinyl, thiomorpholinyl, 8-oxa-3-aza-bicyclo[3.2.1]octanyl,  
 30 thiomorpholinyl sulfoxide, thiomorpholinyl sulfone, piperazinyl, piperidinyl, piperidinonyl, tetrahydropyrimidinyl, cyclohexanone, cyclohexanol, pentamethylene

sulfide, pentamethylene sulfoxide, pentamethylene sulfone, tetramethylene sulfide, tetramethylene sulfoxide or tetramethylene sulfone each optionally substituted with one to three C<sub>1-6</sub> alkyl, phenyl, C<sub>1-6</sub> alkoxy or hydroxy;

5 or Q is C<sub>1-6</sub> alkoxy, secondary or tertiary amine wherein the amino nitrogen is covalently bonded to C<sub>1-3</sub> alkyl or C<sub>1-5</sub> alkoxyalkyl, phenylamino, wherein the phenyl ring is optionally substituted with one to two halogen, C<sub>1-6</sub> alkoxy, hydroxy or mono- or di-(C<sub>1-3</sub> alkyl)amino, C<sub>1-6</sub> alkyl-S(O)<sub>m</sub> or phenyl-S(O)<sub>m</sub> wherein the phenyl ring is optionally substituted with one to two halogen, C<sub>1-6</sub> alkoxy, hydroxy or mono- or di-(C<sub>1-3</sub> alkyl)amino;

R<sub>1</sub> is independently:

C<sub>3-10</sub> branched or unbranched alkyl optionally partially or fully halogenated, and optionally substituted with one to three C<sub>3-10</sub> cycloalkyl, hydroxy, phenyl, naphthyl, pyridinyl, pyrimidinyl, pyrazinyl, pyridazinyl, pyrrolyl, imidazolyl, pyrazolyl, thienyl, furyl, isoxazolyl or isothiazolyl; each of the aforementioned being optionally substituted with 1 to 5 halogen, C<sub>1-6</sub> branched or unbranched alkyl which is optionally partially or fully halogenated, C<sub>3-8</sub> cycloalkyl, C<sub>5-8</sub> cycloalkenyl, hydroxy, cyano, C<sub>1-3</sub> alkoxy which is optionally partially or fully halogenated and NH<sub>2</sub>C(O) or mono- or di-(C<sub>1-3</sub>)alkylaminocarbonyl;

cyclopropyl, cyclobutyl, cyclopentanyl, cyclohexanyl, cycloheptanyl, bicyclopentanyl, bicyclohexanyl or bicycloheptanyl, which are optionally partially or fully halogenated and optionally substituted with one to three C<sub>1-3</sub> alkyl groups optionally partially or fully halogenated, cyano, hydroxyC<sub>1-3</sub> alkyl or aryl;

C<sub>3-10</sub> branched or unbranched alkenyl optionally partially or fully halogenated, and optionally substituted with one to three C<sub>1-5</sub> branched or unbranched alkyl, phenyl, naphthyl, pyridinyl, pyrimidinyl, pyrazinyl, pyridazinyl, pyrrolyl, imidazolyl, pyrazolyl, thienyl, furyl, isoxazolyl or isothiazolyl, each of the aforementioned are optionally substituted with 1 to 5 halogen, C<sub>1-6</sub> branched or unbranched alkyl optionally partially or

fully halogenated, cyclopropyl, cyclobutyl, cyclopentanyl, cyclohexanyl, cycloheptanyl, bicyclopentanyl, bicyclohexanyl or bicycloheptanyl, hydroxy, cyano, C<sub>1-3</sub> alkoxy optionally partially or fully halogenated, NH<sub>2</sub>C(O) or mono- or di(C<sub>1-3</sub>)alkylaminocarbonyl;

5

cyclopentenyl, cyclohexenyl, cyclohexadienyl, cycloheptenyl, cycloheptadienyl, bicyclohexenyl or bicycloheptenyl, each optionally substituted with one to three C<sub>1-3</sub> alkyl groups;

10 *N*-morpholinyl;

cyano, halogen;

methoxycarbonyl, ethoxycarbonyl or propoxycarbonyl;

silyl containing three C<sub>1-4</sub> independently branched or unbranched alkyl groups optionally partially or fully halogenated;

15

C<sub>1-6</sub> branched or unbranched alkyl-C(O), C<sub>1-6</sub> branched or unbranched-S(O)<sub>m</sub>;

C<sub>2-6</sub> alkynyl branched or unbranched carbon chain optionally partially or fully halogenated, wherein one or more methylene groups are optionally replaced by O, NH and S(O)<sub>m</sub> and wherein said alkynyl group is optionally independently substituted with 0-2 oxo groups, pyrroldinyl, pyrrolyl, one or more C<sub>1-4</sub> branched or unbranched alkyl optionally substituted by one or more halogen atoms, nitrile, morpholinyl, piperidinyl, piperazinyl, imidazolyl, phenyl, pyridinyl, tetrazolyl, or C<sub>1-4</sub> branched or unbranched alkylamino optionally substituted by one or more halogen atoms;

25

**R<sub>2</sub>** is independently:

a C<sub>1-6</sub> branched or unbranched alkyl optionally partially or fully halogenated, acetyl, aroyl, C<sub>1-4</sub> branched or unbranched alkoxy optionally partially or fully halogenated, halogen, methoxycarbonyl or phenylsulfonyl;

30 hydroxy, amino, or mono- or di-(C<sub>1-4</sub> alkyl)amino, cyano, halogen;

OR<sub>5</sub>;

nitro; or

mono- or di-(C<sub>1-4</sub> alkyl)amino-S(O)<sub>2</sub> optionally partially or fully halogenated, or H<sub>2</sub>NSO<sub>2</sub>;

each **R**<sub>3</sub> is independently:

5        (**J**)<sub>p</sub>-**L**'-S(O)<sub>m</sub>-NH- or (**J**)<sub>p</sub>-**L**'-O-C(O)-NH-,

wherein for **R**<sub>3</sub>:

**L**' is a bond or

C<sub>1-10</sub> saturated or unsaturated branched or unbranched carbon chain;

10        wherein one or more carbon atoms are optionally independently replaced by heteroatoms chosen from O, N and S(O)<sub>m</sub>; and

wherein said **L**' is optionally substituted with 0-2 oxo groups, one or more C<sub>1-4</sub> branched or unbranched alkyl optionally substituted by one or more halogen atoms, hydroxy, amino or imino;

15

**J** is :

cyclopropyl, cyclobutyl, cyclopentyl, cyclohexyl, cycloheptyl, bicyclopentanyl, bicyclohexanyl or bicycloheptanyl;

20        cyclobutenyl, cyclopentenyl, cyclohexenyl, cyclohexadienyl, cycloheptenyl, cycloheptadienyl, bicyclohexenyl or bicycloheptenyl;

phenyl, naphthyl, morpholinyl, pyridinyl, piperidinyl, piperazinyl, pyrimidinyl, pyrazinyl, pyridazinyl, pyrrolyl, pyrrolidinyl, imidazolyl, pyrazolyl, thiazolyl, oxazolyl, [1,3,4]oxadiazol, triazolyl, tetrazolyl, thienyl, furyl, dioxolanyl, tetrahydrofuryl, isoxazolyl, isothiazolyl, quinolinyl, isoquinolinyl, indolyl, benzimidazolyl, benzofuranyl, benzoxazolyl, benzisoxazolyl, benzopyrazolyl, benzothiofuranyl, cinnolinyl, pterindinyl, phthalazinyl, naphthypyridinyl, quinoxalinyl, quinazolinyl, purinyl or indazolyl, a fused aryl selected from benzocyclobutanyl, indanyl, indenyl, dihydronaphthyl, tetrahydronaphthyl, benzocycloheptanyl and benzocycloheptenyl,

30

or **J** is a fused heteroaryl selected from cyclopentenopyridinyl, cyclohexanopyridinyl, cyclopentanopyrimidinyl, cyclohexanopyrimidinyl, cyclopentanopyrazinyl, cyclohexanopyrazinyl, cyclopentanopyridazinyl, cyclohexanopyridazinyl, cyclopentanoquinolinyl, cyclohexanoquinolinyl, cyclopentanoisoquinolinyl, cyclohexanoisoquinolinyl, cyclopentanoindolyl, cyclohexanoindolyl, cyclopentanobenzimidazolyl, cyclohexanobenzimidazolyl, cyclopentanobenzoxazolyl, cyclohexanobenzoxazolyl, cyclopentanoimidazolyl, cyclohexanoimidazolyl, cyclopentanothienyl and cyclohexanothienyl;

each **J** is optionally substituted by one to three **R<sub>4</sub>**;

each **R<sub>4</sub>** is independently

**C<sub>1-6</sub>** alkyl, aryl**C<sub>0-6</sub>** alkyl, heterocycle**C<sub>0-6</sub>** alkyl, heteroaryl**C<sub>0-6</sub>** alkyl each optionally substituted by halogen, hydroxy, carboxy, oxo, nitro or nitrile, or **R<sub>4</sub>** is amino optionally mono- or di-substituted by **C<sub>1-6</sub>** alkyl, **C<sub>0-6</sub>** alkylaryl, **C<sub>0-6</sub>** alkylheterocycle or **C<sub>0-6</sub>** alkylheteroaryl, halogen, hydroxy, carboxy, oxo, nitro or nitrile;

wherein if **p** is 0, then **L'** cannot be a bond;

each **R<sub>5</sub>** or **R<sub>6</sub>** is independently:

hydrogen, aryl**C<sub>0-3</sub>** alkyl optionally substituted by halogen, **C<sub>1-3</sub>** alkyl or di**C<sub>1-5</sub>** alkyl amino, or **R<sub>5</sub>** or **R<sub>6</sub>** are **C<sub>1-3</sub>** acyl, aroyl or **C<sub>1-6</sub>** branched or unbranched alkyl optionally substituted by **C<sub>1-5</sub>** alkoxy, hydroxy, mono- or di-**C<sub>1-3</sub>**alkylaminocarbonyl or mono or di**C<sub>1-3</sub>** alkyl amino wherein said **C<sub>1-6</sub>** alkyl optionally partially or fully halogenated;

or **R<sub>5</sub>** and **R<sub>6</sub>** taken together optionally form a heterocyclic or heteroaryl ring;

**Y**, which covalently attached to **Q**, is

a bond, -O-, >C(O), -NH-, -C(O)-NH-, -S-, **C<sub>1-5</sub>** alkyl branched or unbranched, **C<sub>1-3</sub>** alkyl(OH), **C<sub>2-5</sub>** alkenyl, **C<sub>1-3</sub>** acyl, heterocycle selected from morpholinyl, piperziny, piperidinyl, pyrrolidinyl or tetrahydrofuryl, heteroaryl selected from pyridinyl, pyrimidinyl, pyrazinyl, pyridazinyl, pyrrolyl, imidazolyl, pyrazolyl, thienyl, furyl, isoxazolyl, thiazolyl, oxazolyl, triazolyl, tetrazolyl, isothiazolyl, quinolinyl, isoquinolinyl, indolyl, benzimidazolyl, benzofuranyl, benzoxazolyl, benzisoxazolyl, benzopyrazolyl,

benzothiofuranyl, quinoxaliny, quinazoliny or indazolyl or aryl each alkyl, alkenyl, acyl, heterocycle, heteroaryl and aryl are optionally substituted by one to three hydroxy, oxo, C<sub>1-4</sub> alkyl, C<sub>1-3</sub> alkoxy, C<sub>1-4</sub> acyl, C<sub>1-5</sub> alkoxy carbonyl, NR<sub>5</sub>R<sub>6</sub> or NR<sub>5</sub>R<sub>6</sub>-C(O)-;

5 wherein each Y is optionally further covalently attached to NR<sub>5</sub>R<sub>6</sub>, C<sub>1-4</sub> alkyl, C<sub>3-7</sub> cycloalkylC<sub>0-4</sub> alkyl, C<sub>1-4</sub> alkoxy, aryloxy, hydroxy, arylC<sub>0-4</sub> alkyl, heteroarylC<sub>0-4</sub> alkyl or heterocycleC<sub>0-4</sub> alkyl as wherein the heteroaryl and heterocycle moieties are as hereinabove described for Y and the heterocycle, heteroaryl and aryl moieties are optionally substituted  
 10 NR<sub>5</sub>R<sub>6</sub>-C(O)-;

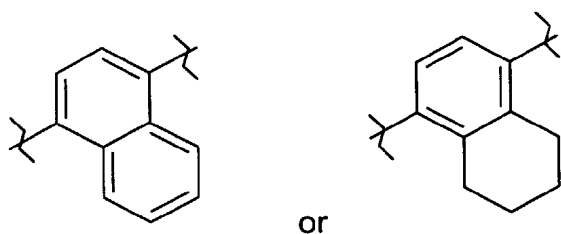
m, n and p are each independently 0, 1 or 2;

X is O or S; and

15

the pharmaceutically acceptable derivatives thereof.

2. The compound according to claim 1 wherein:  
 20 ring A and the phenyl ring to which it is fused form:

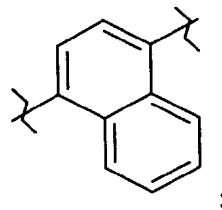


25 3. The compound according to claim 2 wherein:

n is 0;



ring A and the phenyl ring to which it is fused form:



**G** is

phenyl, pyridinyl, pyridonyl, piperidinyl, tetrahydropyranyl, naphthyl, quinolinyl,  
 5 isoquinolinyl, pyrazinyl, benzimidazolyl, benzoxazolyl, benzooxazolonyl, benzofuranyl,  
 benzothiophenyl, benzopyrazolyl, dihydrobenzofuranyl, dihydrobenzothiophenyl, 3,4-  
 dihydro-2H-benz[1,4]oxazinyl, indanyl, indenyl, indolyl, indolinyl, indolonyl, 2,3-dihydro-  
 1H-indolyl or indolinonyl, wherein G is substituted by one **R**<sub>3</sub> and further substituted by  
 one or more **R**<sub>1</sub> or **R**<sub>2</sub>;

10

**L** is:

-O-, >C(O), >C(S), -OCH<sub>2</sub>-, -CH<sub>2</sub>-, -CH<sub>2</sub>CH<sub>2</sub>-, -CH<sub>2</sub>CH<sub>2</sub>CH<sub>2</sub>-, -C(CH<sub>3</sub>)<sub>2</sub>-, -CH(OH)-,  
 -CH<sub>2</sub>CH(OH)-, -CH(OH)CH<sub>2</sub>-, -OCH<sub>2</sub>CH<sub>2</sub>-, -OCH<sub>2</sub>CH<sub>2</sub>CH<sub>2</sub>-, -OCH<sub>2</sub>CH<sub>2</sub>(CH<sub>3</sub>)-,  
 -OCH<sub>2</sub>(CH<sub>3</sub>)CH<sub>2</sub>-, -OCH<sub>2</sub>C(O)-, -CH=CH-CH<sub>2</sub>- or -CH=CHCH<sub>2</sub>CH<sub>2</sub>-, -NH-, -NHCH<sub>2</sub>-, --  
 15 NHCH<sub>2</sub>CH<sub>2</sub>-, -S(O)<sub>m</sub>-, -S(O)<sub>m</sub>CH<sub>2</sub>-, -S(O)<sub>m</sub>CH<sub>2</sub>CH<sub>2</sub>- and -S(O)<sub>m</sub>CH<sub>2</sub>CH<sub>2</sub>CH<sub>2</sub>-;

**Q** is:

pyrimidinyl or morpholinyl each mono- or disubstituted by C<sub>1-3</sub> alkyl or phenyl, or Q is  
 phenyl, pyridinyl, pyridazinyl, imidazolyl, thiazolyl, oxazolyl, pyrazinyl, pyrazolyl,  
 20 tetrahydropyranyl, piperazinyl, piperidinyl, triazolyl, 2-oxo-2H-pyran-4-yl, 2-oxa-5-aza-  
 bicyclo[2.2.1]heptanyl, 2-thia-5-aza-bicyclo[2.2.1]heptanyl, 1-oxo-λ<sup>4</sup>-thiomorpholinyl or  
 13-oxa-11-aza-tricyclo[7.3.1.0-2,7]trideca-2,4,6-triene;

**R**<sub>1</sub> is independently:

25

C<sub>3-5</sub> branched or unbranched alkyl optionally partially or fully halogenated and optionally  
 substituted with one to three C<sub>3-6</sub> cycloalkyl, hydroxy or phenyl;

*N*-morpholinyl;  
 cyclopropyl, cyclobutyl, cyclopentanyl, cyclohexanyl, bicyclopentanyl or bicyclohexanyl  
 optionally partially or fully halogenated and optionally substituted with one to three C<sub>1-3</sub>  
 alkyl groups optionally partially or fully halogenated, cyano, hydroxyC<sub>1-3</sub> alkyl or phenyl;

5

**R<sub>2</sub>** is independently:

a C<sub>1-6</sub> branched or unbranched alkyl optionally partially or fully halogenated or C<sub>1-4</sub>  
 branched or unbranched alkoxy optionally partially or fully halogenated

10

**R<sub>3</sub>** is

(**J**)<sub>0-1</sub>-**L'**-S(O)<sub>*m*</sub>-NH- or (**J**)<sub>0-1</sub>-**L'**-O-C(O)-NH-,

wherein for **R<sub>3</sub>**:

**L'** is

a bond, C<sub>1-5</sub> alkyl, hydroxy C<sub>1-5</sub> alkyl, C<sub>2-4</sub> alkenyl, amidoC<sub>1-5</sub> alkyl;

15

**J** is:

cyclopropyl, cyclobutyl, cyclopentyl, cyclohexyl, cycloheptyl, bicyclopentanyl,  
 bicyclohexanyl or bicycloheptanyl,  
 phenyl, naphthyl, morpholinyl, piperidinyl, piperazinyl, pyridinyl, pyrimidinyl, pyrazinyl,  
 20 pyridazinyl, pyrrolyl, pyrrolidinyl, imidazolyl, pyrazolyl, thiazolyl, oxazolyl, thienyl,  
 furyl, dioxolanyl, tetrahydrofuryl, isoxazolyl and isothiazolyl,

cyclobutenyl, cyclopentenyl, cyclohexenyl, cyclohexadienyl, cycloheptenyl,  
 cycloheptadienyl, bicyclohexenyl or bicycloheptenyl;

25 each of the above **J** is optionally substituted by one to two **R<sub>4</sub>**;

**R<sub>4</sub>** is oxo or mono- or di-C<sub>1-3</sub> alkylamino;

**Y** is not present;

30

**m** is 2;

and

X is O.

4. The compound according to claim 3 wherein:

**G** is

5 phenyl, pyridinyl, pyridonyl, naphthyl, quinolinyl, isoquinolinyl, pyrazinyl, benzothiophenyl, dihydrobenzofuranyl, dihydrobenzothiophenyl, indanyl, indolyl, indolinyl, indolonyl, indolinonyl, piperidinyl or tetrahydropyranyl, wherein **G** is substituted by one **R<sub>3</sub>** and further substituted by one to three **R<sub>1</sub>** or **R<sub>2</sub>**;

10 **L'** is

a bond, C<sub>1-5</sub> alkyl, hydroxy C<sub>1-5</sub> alkyl, C<sub>2-4</sub> alkenyl, amidoC<sub>1-5</sub> alkyl.

5. The compound according to claim 4 wherein:

15

**G** is phenyl, pyridinyl, pyridonyl, naphthyl, quinolinyl, isoquinolinyl, dihydrobenzofuranyl, indanyl, indolinyl, indolonyl or indolinonyl wherein **G** is substituted by one **R<sub>3</sub>** and further substituted by one to three **R<sub>1</sub>** or **R<sub>2</sub>**;

20 **L** is:

-O-, >C(O), -C(CH<sub>3</sub>)<sub>2</sub>-, -O-CH<sub>2</sub>-, -CH<sub>2</sub>-, -OCH<sub>2</sub>CH<sub>2</sub>-, -OCH<sub>2</sub>CH<sub>2</sub>CH<sub>2</sub>-,  
-OCH<sub>2</sub>CH<sub>2</sub>(CH<sub>3</sub>)-, -OCH<sub>2</sub>(CH<sub>3</sub>)CH<sub>2</sub>-, -NH-, -NHCH<sub>2</sub>-, -NHCH<sub>2</sub>CH<sub>2</sub>-, -S(O)<sub>m</sub>-,  
-S(O)<sub>m</sub>CH<sub>2</sub>-, -S(O)<sub>m</sub>CH<sub>2</sub>CH<sub>2</sub>-, -S(O)<sub>m</sub>CH<sub>2</sub>CH<sub>2</sub>CH<sub>2</sub>-, -CH<sub>2</sub>CH<sub>2</sub>-, -CH<sub>2</sub>CH<sub>2</sub>CH<sub>2</sub>- or  
-OCH<sub>2</sub>C(O)-;

25

each **R<sub>1</sub>** is independently:

C<sub>3-5</sub> branched or unbranched alkyl optionally partially or fully halogenated and optionally substituted with phenyl or **R<sub>1</sub>** is *N*-morpholinyl;

cyclopropyl, cyclopentanyl, cyclohexanyl or bicyclopentanyl optionally substituted with one to three methyl groups optionally be partially or fully halogenated, cyano, hydroxymethyl or phenyl;

5           **Q** is morpholinyl or pyrimidinyl each mono- or di-substituted by  $C_{1-3}$  alkyl or phenyl, or **Q** is phenyl, imidazolyl, tetrahydropyranyl, pyridinyl, 2-oxo-2H-pyran-4-yl, 2-oxa-5-aza-bicyclo[2.2.1]heptanyl, 2-thia-5-aza-bicyclo[2.2.1]heptanyl, 1-oxo- $\lambda$ 4-thiomorpholinyl, triazolyl or 13-oxa-11-aza-tricyclo[7.3.1.0-2,7]trideca-2,4,6-triene.

10

6.       The compound according to claim 5 wherein:

**G** is phenyl substituted by one **R**<sub>3</sub> and further independently substituted by one to two **R**<sub>1</sub> or **R**<sub>2</sub>;

15 and

**L** is:

-O-, >C(O) or -C(CH<sub>3</sub>)<sub>2</sub>-;

**Q** is morpholinyl or pyrimidinyl each mono- or di-substituted by  $C_{1-3}$  alkyl or phenyl, or **Q** is pyridinyl, 2-oxo-2H-pyran-4-yl, 2-oxa-5-aza-bicyclo[2.2.1]heptanyl, 2-thia-5-aza-bicyclo[2.2.1]heptanyl, 1-oxo- $\lambda$ 4-thiomorpholinyl, triazolyl or 13-oxa-11-aza-tricyclo[7.3.1.0-2,7]trideca-2,4,6-triene;

20           **R**<sub>3</sub> is

**L'**-S(O)<sub>2</sub>-NH or (**J**)<sub>0-1</sub>-**L'**-O-C(O)-NH wherein

**L'** is  $C_{1-5}$ alkyl.

7.       The compound according to claim 6 wherein:

30           **R**<sub>1</sub> is

tert-butyl optionally partially or fully halogenated;

**R<sub>2</sub>** is independently:

C<sub>1-3</sub> alkyl or C<sub>1-3</sub> alkoxy;

5        **Q** is *N*-morpholinyl or pyrimidin-4-yl each mono- or di-substituted by methyl or phenyl, or **Q** is pyridin-4-yl, 2-oxo-2H-pyran-4-yl, 2-oxa-5-aza-bicyclo[2.2.1]heptanyl, 2-thia-5-aza-bicyclo[2.2.1]heptanyl, 1-oxo- $\lambda$ 4-thiomorpholine-4-yl, triazol-2-yl or 13-oxa-11-aza-tricyclo[7.3.1.0-2,7]trideca-2,4,6-triene.

10    8.    The compound according to claim 7 wherein

**L** is -O-, >C(O) or -C(CH<sub>3</sub>)<sub>2</sub>-;

and

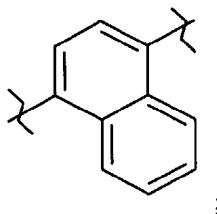
**R<sub>3</sub>** is C<sub>1-3</sub> alkyl-S(O)<sub>2</sub>-NH- or C<sub>1-3</sub> alkyl-O-C(O)-NH-.

15    9.    The compound according to claim 8 wherein **R<sub>3</sub>** is CH<sub>3</sub>-S(O)<sub>2</sub>-NH- or CH<sub>3</sub>-O-C(O)-NH-.

10.    The compound according to claim 2 wherein:

**n** is 1;

20    ring **A** and the phenyl ring to which it is fused form:



**G** is

phenyl, pyridinyl, pyridonyl, naphthyl, quinolinyl, isoquinolinyl, pyrazinyl, piperidinyl,  
 25 tetrahydropyranyl, benzimidazolyl, benzoxazolyl, benzooxazolonyl, benzofuranyl,  
 benzothiophenyl, benzopyrazolyl, dihydrobenzofuranyl, dihydrobenzothiophenyl, 3,4-  
 dihydro-2H-benz[1,4]oxazinyl, indanyl, indenyl, indolyl, indolinyl, indolonyl, 2,3-dihydro-

1H-indolyl or indolinonyl, wherein G is substituted by one **R**<sub>3</sub> and further substituted by one or more **R**<sub>1</sub> or **R**<sub>2</sub>;

**L** is:

5 -O-, -OCH<sub>2</sub>-, -CH<sub>2</sub>-, -CH(OH)-, -CH<sub>2</sub>-CH(OH)-, -CH(OH)CH<sub>2</sub>-, -OCH<sub>2</sub>CH<sub>2</sub>-,  
 O-CH<sub>2</sub>CH<sub>2</sub>CH<sub>2</sub>-, -OCH<sub>2</sub>CH<sub>2</sub>(CH<sub>3</sub>)-, -OCH<sub>2</sub>(CH<sub>3</sub>)CH<sub>2</sub>-, -CH<sub>2</sub>CH<sub>2</sub>-, -CH<sub>2</sub>CH<sub>2</sub>CH<sub>2</sub>-,  
 -OCH<sub>2</sub>C(O)-, -CH=CHCH<sub>2</sub>- or -CH=CHCH<sub>2</sub>CH<sub>2</sub>-, -NH-, -NHCH<sub>2</sub>-, -NHCH<sub>2</sub>CH<sub>2</sub>-,  
 -S(O)<sub>m</sub>-, -S(O)<sub>m</sub>CH<sub>2</sub>-, -S(O)<sub>m</sub>CH<sub>2</sub>CH<sub>2</sub>- and -S(O)<sub>m</sub>CH<sub>2</sub>CH<sub>2</sub>CH<sub>2</sub>-;

10 **Q** is:

phenyl, pyridinyl, pyrimidinyl, pyridazinyl, imidazolyl, tetrahydropyranyl, thiazolyl,  
 oxazolyl, pyrazinyl, pyrazolyl, morpholinyl, thiomorpholinyl, piperazinyl or piperidinyl;

**R**<sub>1</sub> is independently:

15 C<sub>3-5</sub> branched or unbranched alkyl optionally partially or fully halogenated, and optionally  
 substituted with one to three C<sub>3-6</sub> cycloalkyl, hydroxy and phenyl;  
*N*-morpholinyl;  
 cyclopropyl, cyclobutyl, cyclopentanyl, cyclohexanyl, bicyclopentanyl or bicyclohexanyl  
 optionally partially or fully halogenated and optionally substituted with one to three C<sub>1-3</sub>  
 20 alkyl groups optionally partially or fully halogenated, cyano, hydroxyC<sub>1-3</sub> alkyl or phenyl;

**R**<sub>2</sub> is independently:

a C<sub>1-6</sub> branched or unbranched alkyl optionally partially or fully halogenated or C<sub>1-4</sub>  
 branched or unbranched alkoxy optionally partially or fully halogenated;

25 **R**<sub>3</sub> is

(**J**)<sub>0-1</sub>-**L**'-S(O)<sub>m</sub>-NH- or (**J**)<sub>0-1</sub>-**L**'-O-C(O)-NH-,

wherein for **R**<sub>3</sub>:

**L**' is

a bond, C<sub>1-5</sub> alkyl, hydroxy C<sub>1-5</sub> alkyl, C<sub>2-4</sub> alkenyl, amidoC<sub>1-5</sub> alkyl;

30

**J** is:

cyclopropyl, cyclobutyl, cyclopentyl, cyclohexyl, cycloheptyl, bicyclopentanyl,  
 bicyclohexanyl or bicycloheptanyl,  
 phenyl, naphthyl, morpholinyl, piperidinyl, piperazinyl, pyridinyl, pyrimidinyl, pyrazinyl,  
 pyridazinyl, pyrrolyl, pyrrolidinyl, imidazolyl, pyrazolyl, thiazolyl, oxazolyl, thienyl,  
 5 furyl, dioxolanyl, tetrahydrofuryl, isoxazolyl and isothiazolyl,

cyclobutenyl, cyclopentenyl, cyclohexenyl, cyclohexadienyl, cycloheptenyl,  
 cycloheptadienyl, bicyclohexenyl or bicycloheptenyl;  
 each of the above **J** is optionally substituted by one to two **R<sub>4</sub>**;

10 **R<sub>4</sub>** is oxo or mono- or di-C<sub>1-3</sub> alkylamino;

**Y** is

a bond, -O-, >C(O), -NH-, -C(O)-NH-, -S-, C<sub>1-5</sub> alkyl branched or unbranched, C<sub>2-5</sub> alkenyl,  
 C<sub>1-3</sub> acyl, C<sub>1-3</sub> alkyl(OH), heterocycle selected from morpholinyl, piperazinyl, piperidinyl,  
 15 pyrrolidinyl and tetrahydrofuranlyl, heteroaryl selected from pyridinyl, pyrimidinyl,  
 pyrazinyl, pyridazinyl, pyrrolyl, imidazolyl, pyrazolyl, thienyl, furyl, isoxazolyl, thiazolyl,  
 oxazolyl and isothiazolyl or aryl each alkyl, alkenyl, acyl, heterocycle, heteroaryl and aryl  
 are optionally substituted by one to three hydroxy, oxo, C<sub>1-3</sub> alkyl, C<sub>1-3</sub> alkoxy, C<sub>1-5</sub>  
 alkoxy carbonyl, NR<sub>5</sub>R<sub>6</sub> or NR<sub>5</sub>R<sub>6</sub>-C(O)-;

20 wherein each **Y** is further covalently attached to NR<sub>5</sub>R<sub>6</sub>, C<sub>1-3</sub> alkyl, C<sub>3-6</sub> cycloalkylC<sub>0-2</sub>  
 alkyl, hydroxy, C<sub>1-3</sub> alkoxy, phenoxy, phenylC<sub>0-4</sub> alkyl, piperazinylC<sub>0-4</sub> alkyl, piperidinyl  
 C<sub>0-4</sub>alkyl, pyrrolidinylC<sub>0-4</sub> alkyl, morpholinylC<sub>0-4</sub> alkyl, tetrahydrofuranlylC<sub>0-4</sub> alkyl or  
 pyridinyl C<sub>0-4</sub>alkyl, each abovelisted heterocycle, heteroaryl and phenyl is optionally  
 substituted by one to three hydroxy, oxo, C<sub>1-4</sub> alkyl, C<sub>1-3</sub> alkoxy, C<sub>1-5</sub> alkoxy carbonyl,  
 25 NR<sub>5</sub>R<sub>6</sub>-C(O)- or C<sub>1-4</sub> acyl,

each **R<sub>5</sub>** and **R<sub>6</sub>** are independently hydrogen, phenylC<sub>0-3</sub>alkyl optionally substituted by  
 halogen, C<sub>1-3</sub> alkyl or diC<sub>1-5</sub> alkyl amino, or **R<sub>5</sub>** and **R<sub>6</sub>** are C<sub>1-2</sub> acyl, benzoyl or C<sub>1-4</sub>  
 branched or unbranched alkyl optionally substituted by C<sub>1-4</sub> alkoxy, hydroxy or mono or  
 30 diC<sub>1-3</sub> alkyl amino;

**m** is 2;

and

**X** is O.

5

11. The compound according to claim 10 wherein:

**G** is phenyl, pyridinyl, pyridonyl, naphthyl, quinolinyl, isoquinolinyl, pyrazinyl, benzothiophenyl, dihydrobenzofuranyl, dihydrobenzothiophenyl, indanyl, indolyl, indolinyl, indolonyl, indolinonyl, piperidinyl or tetrahydropyranyl, wherein **G** is substituted by one **R<sub>3</sub>** and further substituted by one to three **R<sub>1</sub>** or **R<sub>2</sub>**;

10

**L'** is

a bond, C<sub>1-5</sub> alkyl, hydroxy C<sub>1-5</sub> alkyl, C<sub>2-4</sub> alkenyl, amidoC<sub>1-5</sub> alkyl.

15

12. The compound according to claim 11 wherein:

**G** is phenyl, pyridinyl, pyridonyl, naphthyl, quinolinyl, isoquinolinyl, dihydrobenzofuranyl, indanyl, indolinyl, indolonyl or indolinonyl, wherein **G** is substituted by one **R<sub>3</sub>** and further substituted by one to three **R<sub>1</sub>** or **R<sub>2</sub>**;

20

**L** is:

-O-, -OCH<sub>2</sub>-, -CH<sub>2</sub>-, -CH<sub>2</sub>CH<sub>2</sub>-, -CH<sub>2</sub>CH<sub>2</sub>CH<sub>2</sub>-, -OCH<sub>2</sub>CH<sub>2</sub>-, -OCH<sub>2</sub>CH<sub>2</sub>CH<sub>2</sub>-,  
-OCH<sub>2</sub>CH<sub>2</sub>(CH<sub>3</sub>)-, -OCH<sub>2</sub>(CH<sub>3</sub>)CH<sub>2</sub>-, -NH-, -NHCH<sub>2</sub>-, -NHCH<sub>2</sub>CH<sub>2</sub>-, -S(O)<sub>m</sub>-,  
-S(O)<sub>m</sub>CH<sub>2</sub>-, -S(O)<sub>m</sub>CH<sub>2</sub>CH<sub>2</sub>-, -S(O)<sub>m</sub>CH<sub>2</sub>CH<sub>2</sub>CH<sub>2</sub>- or -OCH<sub>2</sub>C(O)-;

25

each **R<sub>1</sub>** is independently:

C<sub>3-5</sub> branched or unbranched alkyl optionally partially or fully halogenated, and optionally substituted with phenyl;

*N*-morpholinyl;



cyclopropyl, cyclopentanyl, cyclohexanyl or bicyclopentanyl optionally substituted with one to three methyl groups optionally partially or fully halogenated, cyano, hydroxymethyl or phenyl;

5           **Q** is

phenyl, pyridinyl, pyrimidinyl, imidazolyl, tetrahydropyranyl or morpholinyl;

**Y** is

a bond, -O-, -S-, >C(O), -NH-, -C(O)-NH-, -CH(C<sub>1-2</sub> alkyl)-;

10 or **Y** is C<sub>1-2</sub> alkyl, C<sub>1-2</sub> alkyl(OH), C<sub>2-4</sub> alkenyl, C<sub>1-2</sub> acyl, imidazolyl, pyrazolyl, pyrrolidinyl, thienyl, isoxazolyl, thiazolyl, oxazolyl, isothiazolyl or phenyl each optionally substituted by one to two hydroxy, oxo, C<sub>1-3</sub> alkyl, C<sub>1-3</sub> alkoxy, C<sub>1-5</sub> alkoxy carbonyl, NR<sub>5</sub>R<sub>6</sub> or NR<sub>5</sub>R<sub>6</sub>-C(O)-;

wherein each **Y** is further covalently attached to NR<sub>5</sub>R<sub>6</sub>, C<sub>1-3</sub> alkyl, C<sub>3-6</sub> cycloalkylC<sub>0-2</sub> alkyl, hydroxy, C<sub>1-3</sub> alkoxy, phenoxy, phenylC<sub>0-4</sub> alkyl, piperazinylC<sub>0-4</sub> alkyl, 15 piperidinylC<sub>0-4</sub> alkyl, pyrrolidinylC<sub>0-4</sub> alkyl, morpholinylC<sub>0-4</sub> alkyl, tetrahydrofuranlylC<sub>0-4</sub> alkyl or pyridinylC<sub>0-4</sub> alkyl each abovelisted heterocycle, heteroaryl or phenyl is optionally substituted by one to two C<sub>1-5</sub> alkoxy carbonyl, NR<sub>5</sub>R<sub>6</sub>-C(O)-, C<sub>1-4</sub> alkyl, C<sub>1-4</sub> acyl or hydroxy;

20 each **R**<sub>5</sub> and **R**<sub>6</sub> are independently hydrogen, phenylC<sub>0-3</sub> alkyl optionally substituted by halogen or C<sub>1-3</sub> alkyl, acetyl, benzoyl or C<sub>1-4</sub> branched or unbranched alkyl optionally substituted by C<sub>1-3</sub> alkoxy, hydroxy, mono or diC<sub>1-3</sub> alkyl amino.

13. The compound according to claim 12 wherein:

25           **G** is phenyl substituted by one **R**<sub>3</sub> and further independently substituted by one to two **R**<sub>1</sub> or **R**<sub>2</sub>;

and

**L** is:

30 -O-, -NH-, -CH<sub>2</sub>- or -S(O)<sub>m</sub>-;

**Q** is pyridinyl or phenyl;

**R<sub>3</sub>** is

(**J**)<sub>0-1</sub>-**L'**-S(O)<sub>2</sub>-NH or (**J**)<sub>0-1</sub>-**L'**-O-C(O)-NH wherein

5 **L'** is C<sub>1-5</sub>alkyl;

wherein **J** is cyclobutenyl, *N*-morpholinyl, *N*-piperidinyl, *N*-piperazinyl or *N*-pyrrolidinyl, each **J** is optionally substituted by one to two **R<sub>4</sub>**.

10 14. The compound according to claim 13 wherein:

**L** is:

-O- or -CH<sub>2</sub>-;

15 **R<sub>1</sub>** is

tert-butyl optionally partially or fully halogenated;

**R<sub>2</sub>** is independently:

C<sub>1-3</sub> alkyl or C<sub>1-3</sub> alkoxy;

20

**Q** is pyridinyl attached to **L** at the pyridin-4-yl position or phenyl which has **Y** attached at the meta position;

**Y** is

a bond, -O-, -S-, >C(O), -CH(CH<sub>3</sub>)-, -CH(OH)-, -NH-, -C(O)-NH-;

25 or **Y** is -CH<sub>2</sub>-, -CH=CHCH<sub>2</sub>-, imidazolyl, thiazolyl, pyrrolidinyl, oxazolyl or phenyl each optionally substituted by one hydroxy, oxo, C<sub>1-3</sub> alkyl, C<sub>1-3</sub> alkoxy, C<sub>1-5</sub> alkoxy carbonyl, **NR<sub>5</sub>R<sub>6</sub>** or **NR<sub>5</sub>R<sub>6</sub>-C(O)-**;

wherein each **Y** is further covalently attached to **NR<sub>5</sub>R<sub>6</sub>**, C<sub>1-3</sub> alkyl, C<sub>3-6</sub> cycloalkylC<sub>0-2</sub>alkyl, C<sub>1-3</sub> alkoxy, phenoxy, hydroxy, phenylC<sub>0-4</sub> alkyl, piperazinylC<sub>0-4</sub> alkyl,

30 piperidinylC<sub>0-4</sub> alkyl, pyrrolidinylC<sub>0-4</sub> alkyl, morpholinylC<sub>0-4</sub> alkyl, tetrahydrofuranylC<sub>0-4</sub> alkyl or pyridinylC<sub>0-4</sub> alkyl, each abovelisted heterocycle, heteroaryl or phenyl is optionally

substituted by one to two C<sub>1-5</sub> alkoxy carbonyl, NR<sub>5</sub>R<sub>6</sub>-C(O)-, C<sub>1-3</sub> alkyl, C<sub>1-3</sub> acyl, halogen or hydroxy;

each R<sub>5</sub> and R<sub>6</sub> are independently hydrogen, phenylC<sub>0-3</sub> alkyl optionally substituted by halogen or C<sub>1-3</sub> alkyl, acetyl, benzoyl or C<sub>1-4</sub> branched or unbranched alkyl optionally substituted by C<sub>1-2</sub> alkoxy, hydroxy or mono or diC<sub>1-3</sub> alkyl amino.

15. The compound according to claim 14 wherein:

L is -O-;

10

Y is

a bond, -O-, -S-, -S(O)-, -S(O)<sub>2</sub>-, -CH<sub>2</sub>-, -CH(OH)-, -CH(CH<sub>3</sub>)-, -NH-, -C(O)-NH-, >C(O), =CH=CHCH<sub>2</sub>-;

or Y is imidazolyl, thiazolyl, pyrrolidinyl, oxazolyl or phenyl each optionally substituted by one hydroxy, oxo, C<sub>1-3</sub> alkyl, C<sub>1-3</sub> alkoxy, C<sub>1-5</sub> alkoxy carbonyl, NR<sub>5</sub>R<sub>6</sub> or NR<sub>5</sub>R<sub>6</sub>-C(O)-;

wherein each Y is further covalently attached to NR<sub>5</sub>R<sub>6</sub>, methyl, ethyl, methoxy, phenoxy, hydroxy, C<sub>3-6</sub> cycloalkylC<sub>0-2</sub>alkyl, phenylC<sub>0-1</sub> alkyl, piperazinylC<sub>0-2</sub> alkyl, piperidinyl, pyrrolidinylC<sub>0-1</sub> alkyl, morpholinylC<sub>0-2</sub> alkyl tetrahydrofuranylC<sub>0-2</sub> alkyl or pyridinyl, each abovelisted heterocycle, heteroaryl or phenyl is optionally substituted by one to two C<sub>3-5</sub> alkoxy carbonyl, acetyl, N-methylamide, N-ethylamide, methyl, ethyl, halogen or hydroxy;

each R<sub>5</sub> and R<sub>6</sub> are independently hydrogen, phenyl, benzyl each optionally substituted by chlorine, bromine, fluorine or C<sub>1-2</sub> alkyl, acetyl, benzoyl or C<sub>1-4</sub> branched or unbranched alkyl optionally substituted by methoxy, hydroxy or mono or diC<sub>1-3</sub> alkyl amino; and

R<sub>3</sub> is C<sub>1-3</sub> alkyl-S(O)<sub>2</sub>-NH- or C<sub>1-3</sub> alkyl-O-C(O)-NH-.

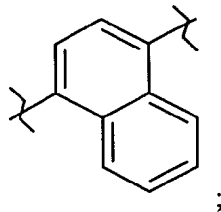
16. The compound according to claim 15 wherein R<sub>3</sub> is CH<sub>3</sub>-S(O)<sub>2</sub>-NH- or CH<sub>3</sub>-O-C(O)-NH-.

30

17. The compound according to claim 2 wherein:

**n** is 2;

ring **A** and the phenyl ring to which it is fused form:



5 **G** is

phenyl, pyridinyl, pyridonyl, naphthyl, quinolinyl, isoquinolinyl, pyrazinyl, piperidinyl, tetrahydropyranyl, benzimidazolyl, benzoxazolyl, benzooxazolonyl, benzofuranyl, benzothiophenyl, benzopyrazolyl, dihydrobenzofuranyl, dihydrobenzothiophenyl, 3,4-dihydro-2H-benz[1,4]oxazinyl, indanyl, indenyl, indolyl, indolinyl, indolonyl, 2,3-dihydro-1H-indolyl or indolinonyl, wherein **G** is substituted by one **R<sub>3</sub>** and further substituted by one or more **R<sub>1</sub>** or **R<sub>2</sub>**;

**L** is:

-O-, >C(O), -OCH<sub>2</sub>-, -CH<sub>2</sub>-, -CH(OH)-, -CH<sub>2</sub>-CH(OH)-, -CH(OH)CH<sub>2</sub>-, -OCH<sub>2</sub>CH<sub>2</sub>-,  
 15 -OCH<sub>2</sub>CH<sub>2</sub>CH<sub>2</sub>-, -OCH<sub>2</sub>CH<sub>2</sub>(CH<sub>3</sub>)-, -OCH<sub>2</sub>(CH<sub>3</sub>)CH<sub>2</sub>-, -CH<sub>2</sub>CH<sub>2</sub>-, -CH<sub>2</sub>CH<sub>2</sub>CH<sub>2</sub>-,  
 -OCH<sub>2</sub>C(O)-, -CH=CHCH<sub>2</sub>- or -CH=CHCH<sub>2</sub>CH<sub>2</sub>-, -NH-, -NHCH<sub>2</sub>-, -NHCH<sub>2</sub>CH<sub>2</sub>-,  
 -S(O)<sub>m</sub>-, -S(O)<sub>m</sub>CH<sub>2</sub>-, -S(O)<sub>m</sub>CH<sub>2</sub>CH<sub>2</sub>- and -S(O)<sub>m</sub>CH<sub>2</sub>CH<sub>2</sub>CH<sub>2</sub>-;

**Q** is:

20 phenyl, pyridinyl, pyrimidinyl, pyridazinyl, imidazolyl, thiazolyl, oxazolyl, pyrazinyl, pyrazolyl, morpholinyl, thiomorpholinyl, tetrahydropyranyl, 8-oxa-3-aza-bicyclo[3.2.1]octanyl, piperazinyl or piperidinyl each optionally substituted by one C<sub>1-6</sub> alkyl or phenyl;

25 **R<sub>1</sub>** is independently:

C<sub>3-5</sub> branched or unbranched alkyl optionally partially or fully halogenated, and optionally substituted with one to three C<sub>3-6</sub> cycloalkyl, hydroxy and phenyl;

*N*-morpholinyl;  
 cyclopropyl, cyclobutyl, cyclopentanyl, cyclohexanyl, bicyclopentanyl or bicyclohexanyl  
 optionally partially or fully halogenated and optionally substituted with one to three C<sub>1-3</sub>  
 alkyl groups optionally partially or fully halogenated, cyano, hydroxyC<sub>1-3</sub> alkyl or phenyl;

5

**R<sub>2</sub>** is independently:

a C<sub>1-6</sub> branched or unbranched alkyl optionally partially or fully halogenated or C<sub>1-4</sub>  
 branched or unbranched alkoxy optionally partially or fully halogenated;

10

**R<sub>3</sub>** is

(**J**)<sub>0-1</sub>-**L'**-S(O)<sub>*m*</sub>-NH- or (**J**)<sub>0-1</sub>-**L'**-O-C(O)-NH-,

wherein for **R<sub>3</sub>**:

**L'** is

a bond, C<sub>1-5</sub> alkyl, hydroxy C<sub>1-5</sub> alkyl, C<sub>2-4</sub> alkenyl, amidoC<sub>1-5</sub> alkyl;

15

**J** is:

cyclopropyl, cyclobutyl, cyclopentyl, cyclohexyl, cycloheptyl, bicyclopentanyl,  
 bicyclohexanyl or bicycloheptanyl,  
 phenyl, naphthyl, morpholinyl, piperidinyl, piperazinyl, pyridinyl, pyrimidinyl, pyrazinyl,  
 20 pyridazinyl, pyrrolyl, pyrrolidinyl, imidazolyl, pyrazolyl, thiazolyl, oxazolyl, thienyl,  
 furyl, dioxolanyl, tetrahydrofuryl, isoxazolyl and isothiazolyl,

cyclobutenyl, cyclopentenyl, cyclohexenyl, cyclohexadienyl, cycloheptenyl,  
 cycloheptadienyl, bicyclohexenyl or bicycloheptenyl;

25 each of the above **J** is optionally substituted by one to two **R<sub>4</sub>**;

**R<sub>4</sub>** is oxo or mono- or di-C<sub>1-3</sub> alkylamino;

**Y** is

a bond, -O-, >C(O), -NH-, -C(O)-NH-, -S-, C<sub>1-5</sub> alkyl branched or unbranched, C<sub>2-5</sub> alkenyl,  
 30 C<sub>1-3</sub> acyl, C<sub>1-3</sub> alkyl(OH), heterocycle selected from morpholinyl, piperazinyl, piperidinyl,  
 pyrrolidinyl or tetrahydrofuryl, heteroaryl selected from pyridinyl, pyrimidinyl, pyrazinyl,

pyridazinyl, pyrrolyl, imidazolyl, pyrazolyl, thienyl, furyl, isoxazolyl, thiazolyl, oxazolyl, indolyl or isothiazolyl or aryl each alkyl, alkenyl, acyl, heterocycle, heteroaryl and aryl are optionally substituted by one to three hydroxy, oxo, C<sub>1-3</sub> alkyl, C<sub>1-3</sub> alkoxy, C<sub>1-5</sub> alkoxycarbonyl, NR<sub>5</sub>R<sub>6</sub> or NR<sub>5</sub>R<sub>6</sub>-C(O)-;

5 wherein each Y is optionally further covalently attached to phenylC<sub>0-4</sub> alkyl,

each R<sub>5</sub> and R<sub>6</sub> are independently hydrogen, phenylC<sub>0-3</sub>alkyl optionally substituted by halogen, C<sub>1-3</sub> alkyl or diC<sub>1-5</sub> alkyl amino, C<sub>1-2</sub> acyl, benzoyl or C<sub>1-4</sub> branched or unbranched alkyl optionally substituted by C<sub>1-4</sub> alkoxy, hydroxy or mono or diC<sub>1-3</sub> alkyl amino;

10

m is 2;

and

X is O.

15

18. The compound according to claim 17 wherein:

G is phenyl, pyridinyl, pyridonyl, naphthyl, quinolinyl, isoquinolinyl, pyrazinyl, benzothiophenyl, dihydrobenzofuranyl, dihydrobenzothiophenyl, indanyl, indolyl, indolinyl, indolonyl, indolinonyl, piperidinyl or tetrahydropyranyl, wherein G is substituted by one R<sub>3</sub> and further substituted by one to three R<sub>1</sub> or R<sub>2</sub>;

20

L' is

a bond, C<sub>1-5</sub> alkyl, hydroxy C<sub>1-5</sub> alkyl, C<sub>2-4</sub> alkenyl or amidoC<sub>1-5</sub> alkyl.

25 19. The compound according to claim 18 wherein

G is phenyl, pyridinyl, pyridonyl, naphthyl, quinolinyl, isoquinolinyl, dihydrobenzofuranyl, indanyl, indolinyl, indolonyl or indolinonyl, wherein G is substituted by one R<sub>3</sub> and further substituted by one to three R<sub>1</sub> or R<sub>2</sub>;

30

L is:

-O-, >C(O), -OCH<sub>2</sub>-, -CH<sub>2</sub>-, -OCH<sub>2</sub>CH<sub>2</sub>-, -OCH<sub>2</sub>CH<sub>2</sub>CH<sub>2</sub>-, -OCH<sub>2</sub>CH<sub>2</sub>(CH<sub>3</sub>)-,

-OCH<sub>2</sub>(CH<sub>3</sub>)CH<sub>2</sub>-, -NH-, -NHCH<sub>2</sub>-, -NHCH<sub>2</sub>CH<sub>2</sub>-, -S(O)<sub>m</sub>-, -S(O)<sub>m</sub>CH<sub>2</sub>-,  
 -S(O)<sub>m</sub>CH<sub>2</sub>CH<sub>2</sub>-, -S(O)<sub>m</sub>CH<sub>2</sub>CH<sub>2</sub>CH<sub>2</sub>-, -CH<sub>2</sub>CH<sub>2</sub>-, -CH<sub>2</sub>CH<sub>2</sub>CH<sub>2</sub>- or -OCH<sub>2</sub>C(O)-;

each **R**<sub>1</sub> is independently:

5 C<sub>3-5</sub> branched or unbranched alkyl optionally partially or fully halogenated and optionally substituted with phenyl or **R**<sub>1</sub> is *N*-morpholinyl;

cyclopropyl, cyclopentanyl, cyclohexanyl or bicyclopentanyl optionally substituted with one to three methyl groups optionally be partially or fully halogenated, cyano,  
 10 hydroxymethyl or phenyl;  
 substituted by methyl;

**Q** is

phenyl, pyridinyl, pyrimidinyl, imidazolyl, tetrahydropyranyl, 8-oxa-3-aza-  
 15 bicyclo[3.2.1]octanyl or morpholinyl each optionally substituted by one C<sub>1-3</sub> alkyl or phenyl;

**Y** is

a bond, -O-, -S-, >C(O), -NH-, -C(O)-NH-, -CH(C<sub>1-2</sub> alkyl)-;  
 20 or **Y** is C<sub>1-2</sub> alkyl, C<sub>1-2</sub> alkyl(OH), C<sub>2-4</sub> alkenyl, C<sub>1-2</sub> acyl, imidazolyl, pyrazolyl, thienyl,  
 pyrrolidinyl, pyrrolyl, indolyl, isoxazolyl, thiazolyl, oxazolyl, isothiazolyl or phenyl each  
 optionally substituted by one to two hydroxy, oxo, C<sub>1-3</sub> alkyl, C<sub>1-3</sub> alkoxy, C<sub>1-5</sub>  
 alkoxy carbonyl, NR<sub>5</sub>R<sub>6</sub> or NR<sub>5</sub>R<sub>6</sub>-C(O)-;  
 wherein each **Y** is optionally further covalently attached to phenylC<sub>0-4</sub> alkyl;

25

each **R**<sub>5</sub> and **R**<sub>6</sub> are independently hydrogen, phenylC<sub>0-3</sub> alkyl optionally substituted by halogen or C<sub>1-3</sub> alkyl, acetyl, benzoyl or C<sub>1-4</sub> branched or unbranched alkyl optionally substituted by C<sub>1-3</sub> alkoxy, hydroxy, mono or diC<sub>1-3</sub> alkyl amino.

30

20. The compound according to claim 19 wherein:

**G** is phenyl substituted by one **R**<sub>3</sub> and further independently substituted by one to two **R**<sub>1</sub> or **R**<sub>2</sub>;

and

5 **L** is:

>C(O), -O-, -NH-, -CH<sub>2</sub>- or -S(O)<sub>m</sub>-;

**Q** is pyridinyl, morpholinyl, 8-oxa-3-aza-bicyclo[3.2.1]octanyl or phenyl each optionally substituted by methyl or phenyl;

10

**R**<sub>3</sub> is

L'-S(O)<sub>2</sub>-NH or L'-O-C(O)-NH - wherein

L' is C<sub>1-5</sub>alkyl.

15

21. The compound according to claim 20 wherein:

**L** is:

>C(O), -O- or -CH<sub>2</sub>-;

20

**R**<sub>1</sub> is

tert-butyl optionally partially or fully halogenated;

**R**<sub>2</sub> is independently:

C<sub>1-3</sub> alkyl or C<sub>1-3</sub> alkoxy;

25

**Q** is *N*-morpholinyl optionally substituted at the 6-position by methyl or phenyl or

**Q** is 8-oxa-3-aza-bicyclo[3.2.1]octanyl;

**Y** is

30 -O-, >C(O), -CH(CH<sub>3</sub>)-, -CH(OH)-, -C(O)-NH-;



or **Y** is CH<sub>2</sub>-, CH<sub>2</sub>CH<sub>2</sub>OH, pyrrolidinyl, pyrrolyl, indolyl or phenyl each optionally substituted by one hydroxy, oxo, C<sub>1-3</sub> alkyl, C<sub>1-3</sub> alkoxy, C<sub>1-5</sub> alkoxy carbonyl, NR<sub>5</sub>R<sub>6</sub> or NR<sub>5</sub>R<sub>6</sub>-C(O)-;

wherein each **Y** is optionally further covalently attached to phenyl;

5

each **R**<sub>5</sub> and **R**<sub>6</sub> are independently hydrogen, phenylC<sub>0-3</sub> alkyl optionally substituted by halogen or C<sub>1-3</sub> alkyl, acetyl, benzoyl or C<sub>1-4</sub> branched or unbranched alkyl optionally substituted by C<sub>1-2</sub> alkoxy, hydroxy or mono or diC<sub>1-3</sub> alkyl amino.

10

22. The compound according to claim 21 wherein:

**L** is >C(O);

**Y** is

15 -O-, -CH<sub>2</sub>-, -CH<sub>2</sub>CH<sub>2</sub>OH;

or **Y** is pyrrolyl, indolyl or phenyl each optionally substituted by one C<sub>1-5</sub> alkoxy carbonyl; and

**R**<sub>3</sub> is C<sub>1-3</sub> alkyl-S(O)<sub>2</sub>-NH- or C<sub>1-3</sub> alkyl-O-C(O)-NH-.

20

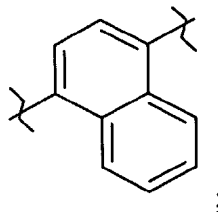
23. The compound according to claim 22 wherein **R**<sub>3</sub> is CH<sub>3</sub>-S(O)<sub>2</sub>-NH- or CH<sub>3</sub>-O-C(O)-NH-.

24. The compound according to claim 2 wherein:

**n** is 0 or 1;

25

ring **A** and the phenyl ring to which it is fused form:



**L** is

$>CR_xR_y$  wherein

- 5 **R<sub>x</sub>** and **R<sub>y</sub>** are each independently hydrogen, heterocycleC<sub>0-4</sub> alkyl wherein the heterocyclic moiety is chosen from piperidinyl, morpholinyl and piperazinyl, imidazolylC<sub>0-4</sub> alkyl or phenylC<sub>0-4</sub> alkyl;

**G** is

- 10 phenyl, pyridinyl, pyridonyl, naphthyl, quinolinyl, isoquinolinyl, pyrazinyl, piperidinyl, tetrahydropyranyl, benzimidazolyl, benzoxazolyl, benzooxazolonyl, benzofuranyl, benzothiophenyl, benzopyrazolyl, dihydrobenzofuranyl, dihydrobenzothiophenyl, 3,4-dihydro-2H-benz[1,4]oxazinyl, indanyl, indenyl, indolyl, indolinyl, indolonyl, 2,3-dihydro-1H-indolyl or indolinonyl, wherein G is substituted by one **R<sub>3</sub>** and further substituted by  
 15 one or more **R<sub>1</sub>** or **R<sub>2</sub>**;

**Q** is:

phenyl, pyrimidinyl, imidazolyl, pyridinyl, tetrahydropyranyl or morpholinyl;

- 20 **R<sub>1</sub>** is independently:

C<sub>3-5</sub> branched or unbranched alkyl optionally partially or fully halogenated, and optionally substituted with one to three C<sub>3-6</sub> cycloalkyl, hydroxy and phenyl;

*N*-morpholinyl;

cyclopropyl, cyclobutyl, cyclopentanyl, cyclohexanyl, bicyclopentanyl or bicyclohexanyl

- 25 optionally partially or fully halogenated and optionally substituted with one to three C<sub>1-3</sub> alkyl groups optionally partially or fully halogenated, cyano, hydroxyC<sub>1-3</sub> alkyl or phenyl;

**R<sub>2</sub>** is independently:

a C<sub>1-6</sub> branched or unbranched alkyl optionally partially or fully halogenated or C<sub>1-4</sub> branched or unbranched alkoxy optionally partially or fully halogenated;

- 30

**R<sub>3</sub>** is

$(\mathbf{J})_{0-1}-\mathbf{L}'-\mathbf{S}(\mathbf{O})_m-\mathbf{NH}-$  or  $(\mathbf{J})_{0-1}-\mathbf{L}'-\mathbf{O}-\mathbf{C}(\mathbf{O})-\mathbf{NH}-$ ,

wherein for  $\mathbf{R}_3$ :

$\mathbf{L}'$  is

a bond,  $\text{C}_{1-5}$  alkyl, hydroxy  $\text{C}_{1-5}$  alkyl,  $\text{C}_{2-4}$  alkenyl, amido $\text{C}_{1-5}$  alkyl;

5

$\mathbf{J}$  is:

cyclopropyl, cyclobutyl, cyclopentyl, cyclohexyl, cycloheptyl, bicyclopentanyl,  
bicyclohexanyl or bicycloheptanyl,

phenyl, naphthyl, morpholinyl, piperidinyl, piperazinyl, pyridinyl, pyrimidinyl, pyrazinyl,  
10 pyridazinyl, pyrrolyl, pyrrolidinyl, imidazolyl, pyrazolyl, thiazolyl, oxazolyl, thienyl,  
furyl, dioxolanyl, tetrahydrofuryl, isoxazolyl and isothiazolyl,

cyclobutenyl, cyclopentenyl, cyclohexenyl, cyclohexadienyl, cycloheptenyl,  
cycloheptadienyl, bicyclohexenyl or bicycloheptenyl;

15 each of the above  $\mathbf{J}$  is optionally substituted by one to two  $\mathbf{R}_4$ ;

$\mathbf{R}_4$  is oxo or mono- or di- $\text{C}_{1-3}$  alkylamino;

$\mathbf{Y}$  is

a bond or  $>\text{C}(\text{O})$ ,

20 further covalently attached to  $\text{NR}_5\mathbf{R}_6$ ,  $\text{C}_{1-3}$  alkyl,  $\text{C}_{3-6}$  cycloalkyl $\text{C}_{0-2}$ alkyl, hydroxy,  $\text{C}_{1-3}$   
alkoxy, phenoxy, phenyl $\text{C}_{0-4}$  alkyl, piperazinyl $\text{C}_{0-4}$  alkyl, piperidinyl  $\text{C}_{0-4}$ alkyl,  
pyrrolidinyl $\text{C}_{0-4}$  alkyl, morpholinyl $\text{C}_{0-4}$  alkyl, tetrahydrofuranlyl $\text{C}_{0-4}$  alkyl or pyridinyl  $\text{C}_{0-}$   
4alkyl, each abovelisted heterocycle, heteroaryl and phenyl are optionally substituted by  
one to three hydroxy, oxo,  $\text{C}_{1-4}$  alkyl,  $\text{C}_{1-3}$  alkoxy,  $\text{C}_{1-5}$  alkoxy carbonyl,  $\text{NR}_5\mathbf{R}_6-\text{C}(\text{O})-$  or  $\text{C}_{1-}$   
25 4 acyl,

each  $\mathbf{R}_5$  and  $\mathbf{R}_6$  are independently hydrogen, phenyl $\text{C}_{0-3}$ alkyl optionally substituted by  
halogen,  $\text{C}_{1-3}$  alkyl or di $\text{C}_{1-5}$  alkyl amino,  $\text{C}_{1-2}$  acyl, benzoyl or  $\text{C}_{1-4}$  branched or unbranched  
alkyl optionally substituted by  $\text{C}_{1-4}$  alkoxy, hydroxy or mono or di $\text{C}_{1-3}$  alkyl amino;

30

$\mathbf{m}$  is 2;

and

**X** is O.

5 25. The compound according to claim 24

**G** is phenyl, pyridinyl, pyridonyl, naphthyl, quinolinyl, isoquinolinyl, pyrazinyl, benzothiophenyl, dihydrobenzofuranyl, dihydrobenzothiophenyl, indanyl, indolyl, indolinyl, indolonyl, indolinonyl, piperidinyl or tetrahydropyranyl, wherein **G** is substituted by one **R**<sub>3</sub> and further substituted by one to three **R**<sub>1</sub> or **R**<sub>2</sub>;

10 and

**L'** is

a bond, C<sub>1-5</sub> alkyl, hydroxy C<sub>1-5</sub> alkyl, C<sub>2-4</sub> alkenyl or amidoC<sub>1-5</sub> alkyl.

26. The compound according to claim 25 wherein:

15

**G** is phenyl, pyridinyl, pyridonyl, naphthyl, quinolinyl, isoquinolinyl, dihydrobenzofuranyl, indanyl, indolinyl, indolonyl or indolinonyl, wherein **G** is substituted by one **R**<sub>3</sub> and further substituted by one to three **R**<sub>1</sub> or **R**<sub>2</sub>;

20 **L** is:

>**CR**<sub>x</sub>**R**<sub>y</sub> wherein

one of **R**<sub>x</sub> and **R**<sub>y</sub> is hydrogen and the other is heterocycle wherein the heterocyclic moiety is chosen from piperidinyl, morpholinyl and piperazinyl, imidazolyl or benzyl;

25 each **R**<sub>1</sub> is independently:

C<sub>3-5</sub> branched or unbranched alkyl optionally partially or fully halogenated and optionally substituted with phenyl or **R**<sub>1</sub> is *N*-morpholinyl;

30 cyclopropyl, cyclopentanyl, cyclohexanyl or bicyclopentanyl optionally substituted with one to three methyl groups optionally be partially or fully halogenated, cyano, hydroxymethyl or phenyl;

cyclopentyloxy or cyclohexyloxy which are optionally partially or fully halogenated;  
2-tetrahydrofuranyl substituted by methyl;

**Q** is

5 phenyl, pyridinyl, pyrimidinyl, imidazolyl, tetrahydropyranyl or morpholinyl;

**Y** is

a bond or >C(O),  
further covalently attached to NR<sub>5</sub>R<sub>6</sub>, piperazinylC<sub>1-2</sub> alkyl, piperidinylC<sub>1-2</sub> alkyl,  
10 pyrrolidinylC<sub>1-2</sub> alkyl, morpholinylC<sub>1-2</sub> alkyl, tetrahydrofuranylC<sub>1-2</sub> alkyl or pyridinylC<sub>1-2</sub>  
alkyl;  
each R<sub>5</sub> and R<sub>6</sub> are independently hydrogen or C<sub>1-4</sub> branched or unbranched alkyl  
optionally substituted by C<sub>1-3</sub> alkoxy, hydroxy, mono or diC<sub>1-3</sub> alkyl amino.

15 27. The compound according to claim 26 wherein:

**G** is phenyl substituted by one R<sub>3</sub> and further independently substituted by one to  
two R<sub>1</sub> or R<sub>2</sub>;  
and

20 **L** is:

>CR<sub>x</sub>R<sub>y</sub> wherein  
one of R<sub>x</sub> and R<sub>y</sub> is hydrogen and the other is heterocycle wherein the heterocyclic moiety  
is chosen from piperidinyl, morpholinyl and piperazinyl, imidazolyl or benzyl;

25 **Q** is phenyl, pyridinyl, tetrahydropyranyl or morpholinyl;

**R<sub>3</sub>** is

(J)<sub>0-1</sub>-L'-S(O)<sub>2</sub>-NH or (J)<sub>0-1</sub>-L'-O-C(O)-NH wherein

L' is C<sub>1-5</sub>alkyl;

30 **J** is cyclobutenyl, *N*-morpholinyl, *N*-piperidinyl, *N*-piperazinyl or *N*-pyrrolidinyl,  
each **J** is optionally substituted by one to two R<sub>4</sub>.

28. The compound according to claim 27 wherein:

**R<sub>1</sub>** is

tert-butyl optionally partially or fully halogenated;

5

**R<sub>2</sub>** is independently:

C<sub>1-3</sub> alkyl or C<sub>1-3</sub> alkoxy;

**Q** is pyridin-4-yl, tetrahydropyran-4-yl or *N*-morpholinyl;

10

**Y** is

a bond or >C(O),

further covalently attached to NR<sub>5</sub>R<sub>6</sub> or pyrrolidinylC<sub>1-2</sub> alkyl;

each **R<sub>5</sub>** and **R<sub>6</sub>** are independently hydrogen or C<sub>1-4</sub> branched or unbranched alkyl.

15

29. The compound according to claim 28 wherein **R<sub>3</sub>** is C<sub>1-3</sub> alkyl-S(O)<sub>2</sub>-NH- or C<sub>1-3</sub> alkyl-O-C(O)-NH-.

20 30. The compound according to claim 29 wherein **R<sub>3</sub>** is CH<sub>3</sub>-S(O)<sub>2</sub>-NH- or CH<sub>3</sub>-O-C(O)-NH-.

31. A compound selected from the group consisting of:

N-(5-tert-Butyl-3-{3-[4-(2-isopropyl-6-methyl-pyrimidin-4-yloxy)-naphthalen-1-yl]-ureido}-2-methoxy-phenyl)-methanesulfonamide;

N-(5-tert-Butyl-3-{3-[4-(2,6-dimethyl-pyrimidin-4-yloxy)-naphthalen-1-yl]-ureido}-2-methoxy-phenyl)-methanesulfonamide;

N-(5-tert-Butyl-2-methoxy-3-{3-[4-(pyrimidin-4-yloxy)-naphthalen-1-yl]-ureido}-phenyl)-methanesulfonamide;

(5-tert-Butyl-2-methoxy-3-{3-[4-(pyrimidin-4-yloxy)-naphthalen-1-yl]-ureido}-phenyl)-carbamic acid methyl ester;

N-(5-tert-Butyl-2-methoxy-3-{3-[4-(2-oxo-2H-pyran-4-yloxy)-naphthalen-1-yl]-ureido}-phenyl)-methanesulfonamide;

(5-tert-Butyl-2-methoxy-3-{3-[4-(2-oxo-2H-pyran-4-yloxy)-naphthalen-1-yl]-ureido}-phenyl)-carbamic acid methyl ester;

(5-tert-Butyl-2-methoxy-3-{3-[4-(morpholine-4-carbonyl)-naphthalen-1-yl]-ureido}-phenyl)-carbamic acid methyl ester;

(5-tert-Butyl-3-{3-[4-(*cis*-2,6-dimethyl-morpholine-4-carbonyl)-naphthalen-1-yl]-ureido}-2-methoxy-phenyl)-carbamic acid methyl ester;

(5-tert-Butyl-3-{3-[4-(*trans*-2,6-dimethyl-morpholine-4-carbonyl)-naphthalen-1-yl]-ureido}-2-methoxy-phenyl)-carbamic acid methyl ester;

N-(5-tert-Butyl-3-{3-[4-(*trans*-2,6-dimethyl-morpholine-4-carbonyl)-naphthalen-1-yl]-ureido}-2-methoxy-phenyl)-methanesulfonamide;

N-(5-tert-Butyl-3-{3-[4-(*cis*-2,6-dimethyl-morpholine-4-carbonyl)-naphthalen-1-yl]-ureido}-2-methoxy-phenyl)-methanesulfonamide;

N-(5-tert-Butyl-2-methoxy-3-{3-[4-(2-oxa-5-aza-bicyclo[2.2.1]heptane-5-carbonyl)-naphthalen-1-yl]-ureido}-phenyl)-methanesulfonamide;

(5-tert-Butyl-2-methoxy-3-{3-[4-(2-oxa-5-aza-bicyclo[2.2.1]heptane-5-carbonyl)-naphthalen-1-yl]-ureido}-phenyl)-carbamic acid methyl ester;

N-(5-tert-Butyl-2-methoxy-3-{3-[4-(2-thia-5-aza-bicyclo[2.2.1]heptane-5-carbonyl)-naphthalen-1-yl]-ureido}-phenyl)-methanesulfonamide;

N-(5-tert-Butyl-2-methoxy-3-{3-[4-(2-thia-5-aza-bicyclo[2.2.1]heptane-5-carbonyl)-naphthalen-1-yl]-ureido}-phenyl)-carbamic acid methyl ester;

N-(5-tert-Butyl-2-methoxy-3-{3-[4-(1-oxo- $\lambda$ 4-thiomorpholine-4-carbonyl)-naphthalen-1-yl]-ureido}-phenyl)-methanesulfonamide;

N-(5-tert-Butyl-2-methoxy-3-{3-[4-(1-oxo- $\lambda$ 4-thiomorpholine-4-carbonyl)-naphthalen-1-yl]-ureido}-phenyl)-carbamic acid methyl ester;

(5-tert-Butyl-2-methoxy-3-{3-[4-(2-phenyl-morpholine-4-carbonyl)-naphthalen-1-yl]-ureido}-phenyl)-carbamic acid methyl ester;

(5-tert-Butyl-2-methoxy-3-{3-[4-(2-phenyl-morpholine-4-carbonyl)-naphthalen-1-yl]-ureido}-phenyl)-methanesulfonamide;

(5-tert-Butyl-2-methoxy-3-{3-[4-(13-oxa-11-aza-tricyclo[7.3.1.0-2,7]trideca-2(7),3,5-triene-11-carbonyl)-naphthalen-1-yl]-ureido}-phenyl)-carbamic acid methyl ester;

(5-tert-Butyl-2-methoxy-3-{3-[4-(13-oxa-11-aza-tricyclo[7.3.1.0-2,7]trideca-2(7),3,5-triene-11-carbonyl)-naphthalen-1-yl]-ureido}-phenyl)-methanesulfonamide;

(5-tert-Butyl-2-methoxy-3-{3-[4-(3-methyl-2-phenyl-morpholine-4-carbonyl)-naphthalen-1-yl]-ureido}-phenyl)-carbamic acid methyl ester;



(5-*tert*-Butyl-2-methoxy-3-{3-[4-(3-methyl-2-phenyl-morpholine-4-carbonyl)-naphthalen-1-yl]-ureido}-phenyl)-methanesulfonamide;

N-(5-*tert*-Butyl-2-methoxy-3-{3-[4-(1-methyl-1-pyridin-4-yl-ethyl)naphthalen-1-yl]ureido}-phenyl)methanesulfonamide

N-(5-*tert*-Butyl-2-methoxy-3-{3-[4-(2-methoxy-6-methyl-pyrimidin-4-yloxy)-naphthalen-1-yl]-ureido}-phenyl)-methanesulfonamide;

N-(5-*tert*-Butyl-3-{3-[4-(2-isopropoxy-6-methyl-pyrimidin-4-yloxy)-naphthalen-1-yl]-ureido}-2-methoxy-phenyl)-methanesulfonamide;

N-(5-*tert*-Butyl-2-methoxy-3-{3-[4-([1,3,5]triazin-2-yloxy)-naphthalen-1-yl]-ureido}-phenyl)-methanesulfonamide;

N-(5-*tert*-Butyl-2-methoxy-3-{3-[4-([1,3,5]triazin-2-yloxy)-naphthalen-1-yl]-ureido}-phenyl)-methanesulfonamide;

N-(5-*tert*-Butyl-3-{3-[4-(4-isopropoxy-6-methoxy-[1,3,5]triazin-2-yloxy)-naphthalen-1-yl]-ureido}-2-methoxy-phenyl)-methanesulfonamide;

4-(4-{4-[3-(5-*tert*-Butyl-3-methanesulfonylamino-2-methoxy-phenyl)-ureido]-naphthalen-1-yloxy}-pyridin-2-ylmethyl)-piperazine-1-carboxylic acid *tert*-butyl ester;

4-(4-{4-[3-(5-*tert*-Butyl-3-methanesulfonylamino-2-methoxy-phenyl)-ureido]-naphthalen-1-yloxy}-pyridine-2-carbonyl)-piperazine-1-carboxylic acid *tert*-butyl ester;

N-[3-(3-{4-[2-(4-Acetyl-piperazin-1-ylmethyl)-pyridin-4-yloxy]-naphthalen-1-yl]-ureido)-5-*tert*-butyl-2-methoxy-phenyl]-methanesulfonamide;

*N*-[3-(3-{4-[2-(4-Acetyl-piperazine-1-carbonyl)-pyridin-4-yloxy]-naphthalen-1-yl}-ureido)-5-*tert*-butyl-2-methoxy-phenyl]-methanesulfonamide;

4-(4-{4-[3-(5-*tert*-Butyl-3-methanesulfonylamino-2-methoxy-phenyl)-ureido]-naphthalen-1-yloxy}-pyridin-2-ylmethyl)-piperazine-1-carboxylic acid ethylamide;

4-(4-{4-[3-(5-*tert*-Butyl-3-methanesulfonylamino-2-methoxy-phenyl)-ureido]-naphthalen-1-yloxy}-pyridine-2-carbonyl)-piperazine-1-carboxylic acid ethylamide;

*N*-[5-*tert*-Butyl-3-(3-{4-[2-(4-ethyl-piperazin-1-ylmethyl)-pyridin-4-yloxy]-naphthalen-1-yl}-ureido)-2-methoxy-phenyl]-methanesulfonamide;

*N*-[5-*tert*-Butyl-3-(3-{4-[2-(4-ethyl-piperazine-1-carbonyl)-pyridin-4-yloxy]-naphthalen-1-yl}-ureido)-2-methoxy-phenyl]-methanesulfonamide;

*N*-[5-*tert*-Butyl-3-(3-{4-[2-(2,6-dimethyl-morpholin-4-ylmethyl)-pyridin-4-yloxy]-naphthalen-1-yl}-ureido)-2-methoxy-phenyl]-methanesulfonamide;

*N*-[5-*tert*-Butyl-3-(3-{4-[2-(2,6-dimethyl-morpholine-4-carbonyl)-pyridin-4-yloxy]-naphthalen-1-yl}-ureido)-2-methoxy-phenyl]-methanesulfonamide;

*N*-[5-*tert*-Butyl-3-(3-{4-[2-(3-ethyl-piperazin-1-ylmethyl)-pyridin-4-yloxy]-naphthalen-1-yl}-ureido)-2-methoxy-phenyl]-methanesulfonamide;

*N*-[5-*tert*-Butyl-3-(3-{4-[2-(3-ethyl-piperazine-1-carbonyl)-pyridin-4-yloxy]-naphthalen-1-yl}-ureido)-2-methoxy-phenyl]-methanesulfonamide;

*N*-[5-*tert*-Butyl-3-(3-{4-[2-(3-ethyl-4-methyl-piperazin-1-ylmethyl)-pyridin-4-yloxy]-naphthalen-1-yl}-ureido)-2-methoxy-phenyl]-methanesulfonamide;

*N*-[5-*tert*-Butyl-3-(3-{4-[2-(3-ethyl-4-methyl-piperazine-1-carbonyl)-pyridin-4-yloxy]-naphthalen-1-yl}-ureido)-2-methoxy-phenyl]-methanesulfonamide;

*N*-[3-(3-{4-[2-(4-Acetyl-3-ethyl-piperazin-1-ylmethyl)-pyridin-4-yloxy]-naphthalen-1-yl}-ureido)-5-*tert*-butyl-2-methoxy-phenyl]-methanesulfonamide;

*N*-[3-(3-{4-[2-(4-Acetyl-3-ethyl-piperazine-1-carbonyl)-pyridin-4-yloxy]-naphthalen-1-yl}-ureido)-5-*tert*-butyl-2-methoxy-phenyl]-methanesulfonamide;

4-(4-{4-[3-(5-*tert*-Butyl-3-methanesulfonylamino-2-methoxy-phenyl)-ureido]-naphthalen-1-yloxy}-pyridin-2-ylmethyl)-2-ethyl-piperazine-1-carboxylic acid ethylamide;

4-(4-{4-[3-(5-*tert*-Butyl-3-methanesulfonylamino-2-methoxy-phenyl)-ureido]-naphthalen-1-yloxy}-pyridine-2-carbonyl)-2-ethyl-piperazine-1-carboxylic acid ethylamide;

4-(4-{4-[3-(5-*tert*-Butyl-3-methanesulfonylamino-2-methoxy-phenyl)-ureido]-naphthalen-1-yloxy}-pyridin-2-ylmethyl)-2-ethyl-piperazine-1-carboxylic acid *tert*-butyl ester;

4-(4-{4-[3-(5-*tert*-Butyl-3-methanesulfonylamino-2-methoxy-phenyl)-ureido]-naphthalen-1-yloxy}-pyridine-2-carbonyl)-2-ethyl-piperazine-1-carboxylic acid *tert*-butyl ester;

*N*-[5-*tert*-Butyl-2-methoxy-3-(3-{4-[2-(4-methyl-piperazin-1-ylmethyl)-pyridin-4-yloxy]-naphthalen-1-yl}-ureido)-phenyl]-methanesulfonamide;

*N*-[5-*tert*-Butyl-2-methoxy-3-(3-{4-[2-(4-methyl-piperazine-1-carbonyl)-pyridin-4-yloxy]-naphthalen-1-yl}-ureido)-phenyl]-methanesulfonamide;

*N*-[5-*tert*-Butyl-3-(3-{4-[2-(4-hydroxy-piperidin-1-ylmethyl)-pyridin-4-yloxy]-naphthalen-1-yl}-ureido)-2-methoxy-phenyl]-methanesulfonamide;

*N*-[5-*tert*-Butyl-3-(3-{4-[2-(3R-hydroxy-pyrrolidin-1-ylmethyl)-pyridin-4-yloxy]-naphthalen-1-yl}-ureido)-2-methoxy-phenyl]-methanesulfonamide;

*N*-[5-*tert*-Butyl-3-(3-{4-[2-(3S-hydroxy-pyrrolidin-1-ylmethyl)-pyridin-4-yloxy]-naphthalen-1-yl}-ureido)-2-methoxy-phenyl]-methanesulfonamide;

*N*-(5-*tert*-Butyl-2-methoxy-3-{3-[4-(2-pyrrolidin-1-ylmethyl-pyridin-4-yloxy)-naphthalen-1-yl]-ureido}-phenyl)-methanesulfonamide;

*N*-[5-*tert*-Butyl-2-methoxy-3-(3-{4-[2-(pyrrolidine-1-carbonyl)-pyridin-4-yloxy]-naphthalen-1-yl}-ureido)-phenyl]-methanesulfonamide;

*N*-(5-*tert*-Butyl-2-methoxy-3-{3-[4-(2-piperidin-1-ylmethyl-pyridin-4-yloxy)-naphthalen-1-yl]-ureido}-phenyl)-methanesulfonamide;

*N*-[5-*tert*-Butyl-2-methoxy-3-(3-{4-[2-(piperidine-1-carbonyl)-pyridin-4-yloxy]-naphthalen-1-yl}-ureido)-phenyl]-methanesulfonamide;

*N*-(5-*tert*-Butyl-3-{3-[4-(2-diethylaminomethyl-pyridin-4-yloxy)-naphthalen-1-yl]-ureido}-2-methoxy-phenyl)-methanesulfonamide;

4-{4-[3-(5-*tert*-Butyl-3-methanesulfonylamino-2-methoxy-phenyl)-ureido]-naphthalen-1-yloxy}-pyridine-2-carboxylic acid diethylamide;

*N*-(5-*tert*-Butyl-3-{3-[4-(2-dimethylaminomethyl-pyridin-4-yloxy)-naphthalen-1-yl]-ureido}-2-methoxy-phenyl)-methanesulfonamide;

4-{4-[3-(5-*tert*-Butyl-3-methanesulfonylamino-2-methoxy-phenyl)-ureido]-naphthalen-1-yloxy}-pyridine-2-carboxylic acid dimethylamide;

*N*-[5-*tert*-Butyl-3-(3-{4-[2-(3S-dimethylamino-pyrrolidin-1-ylmethyl)-pyridin-4-yloxy]-naphthalen-1-yl}-ureido)-2-methoxy-phenyl]-methanesulfonamide;

*N*-[5-*tert*-Butyl-3-(3-{4-[2-(3*S*-dimethylamino-pyrrolidine-1-carbonyl)-pyridin-4-yloxy]-naphthalen-1-yl}-ureido)-2-methoxy-phenyl]-methanesulfonamide;

*N*-[5-*tert*-Butyl-3-(3-{4-[2-(3*R*-dimethylamino-pyrrolidin-1-ylmethyl)-pyridin-4-yloxy]-naphthalen-1-yl}-ureido)-2-methoxy-phenyl]-methanesulfonamide;

*N*-[5-*tert*-Butyl-3-(3-{4-[2-(3*R*-dimethylamino-pyrrolidine-1-carbonyl)-pyridin-4-yloxy]-naphthalen-1-yl}-ureido)-2-methoxy-phenyl]-methanesulfonamide;

*N*-(5-*tert*-Butyl-2-methoxy-3-{3-[4-(2-oxazol-5-yl-pyridin-4-yloxy)-naphthalen-1-yl]-ureido}-phenyl)-methanesulfonamide;

*N*-[5-*tert*-Butyl-2-methoxy-3-(3-{4-[2-(4-methyl-oxazol-5-yl)-pyridin-4-yloxy]-naphthalen-1-yl}-ureido)-phenyl]-methanesulfonamide;

*N*-[5-*tert*-Butyl-3-(3-{4-[2-(3*H*-imidazol-4-yl)-pyridin-4-yloxy]-naphthalen-1-yl}-ureido)-2-methoxy-phenyl]-methanesulfonamide;

*N*-[5-*tert*-Butyl-2-methoxy-3-(3-{4-[2-(3-methyl-3*H*-imidazol-4-yl)-pyridin-4-yloxy]-naphthalen-1-yl}-ureido)-phenyl]-methanesulfonamide;

*N*-[3-(3-{4-[2-(3-Benzyl-3*H*-imidazol-4-yl)-pyridin-4-yloxy]-naphthalen-1-yl}-ureido)-5-*tert*-butyl-2-methoxy-phenyl]-methanesulfonamide;

*N*-{5-*tert*-Butyl-2-methoxy-3-[3-(4-{2-[3-(2-morpholin-4-yl-ethyl)-3*H*-imidazol-4-yl]-pyridin-4-yloxy}-naphthalen-1-yl)-ureido]-phenyl}-methanesulfonamide;

*N*-[5-*tert*-Butyl-2-methoxy-3-(3-{4-[2-(4-methyl-thiazol-2-yl)-pyridin-4-yloxy]-naphthalen-1-yl}-ureido)-phenyl]-methanesulfonamide;

*N*-[5-*tert*-Butyl-2-methoxy-3-(3-{4-[2-(4-phenyl-thiazol-2-yl)-pyridin-4-yloxy]-naphthalen-1-yl}-ureido)-phenyl]-methanesulfonamide;

2-(4-{4-[3-(5-*tert*-Butyl-3-methanesulfonylamino-2-methoxy-phenyl)-ureido]-naphthalen-1-yloxy}-pyridin-2-yl)-thiazole-4-carboxylic acid ethyl ester;

2-(4-{4-[3-(5-*tert*-Butyl-3-methanesulfonylamino-2-methoxy-phenyl)-ureido]-naphthalen-1-yloxy}-pyridin-2-yl)-thiazole-4-carboxylic acid methylamide;

2-(4-{4-[3-(5-*tert*-Butyl-3-methanesulfonylamino-2-methoxy-phenyl)-ureido]-naphthalen-1-yloxy}-pyridin-2-yl)-thiazole-4-carboxylic acid dimethylamide;

2-(4-{4-[3-(5-*tert*-Butyl-3-methanesulfonylamino-2-methoxy-phenyl)-ureido]-naphthalen-1-yloxy}-pyridin-2-yl)-thiazole-4-carboxylic acid (2-diethylaminoethyl)-amide;

*N*-[5-*tert*-Butyl-3-(3-{4-[2-(4-dimethylaminomethyl-thiazol-2-yl)-pyridin-4-yloxy]-naphthalen-1-yl}-ureido)-2-methoxy-phenyl]-methanesulfonamide;

*N*-[5-*tert*-Butyl-2-methoxy-3-(3-{4-[2-(4-pyrrolidin-1-ylmethyl-thiazol-2-yl)-pyridin-4-yloxy]-naphthalen-1-yl}-ureido)-phenyl]-methanesulfonamide;

*N*-[5-*tert*-Butyl-2-methoxy-3-(3-{4-[2-(4-morpholin-4-ylmethyl-thiazol-2-yl)-pyridin-4-yloxy]-naphthalen-1-yl}-ureido)-phenyl]-methanesulfonamide;

[5-*tert*-Butyl-3-(3-{4-[2-(3S-dimethylamino-pyrrolidin-1-ylmethyl)-pyridin-4-yloxy]-naphthalen-1-yl}-ureido)-2-methoxy-phenyl]-carbamic acid methyl ester;

[5-*tert*-Butyl-3-(3-{4-[2-(3S-dimethylamino-pyrrolidine-1-carbonyl)-pyridin-4-yloxy]-naphthalen-1-yl}-ureido)-2-methoxy-phenyl]-carbamic acid methyl ester;

[5-*tert*-Butyl-3-(3-{4-[2-(3R-dimethylamino-pyrrolidin-1-ylmethyl)-pyridin-4-yloxy]-naphthalen-1-yl}-ureido)-2-methoxy-phenyl]-carbamic acid methyl ester;

[5-*tert*-Butyl-3-(3-{4-[2-(3R-dimethylamino-pyrrolidine-1-carbonyl)-pyridin-4-yloxy]-naphthalen-1-yl}-ureido)-2-methoxy-phenyl]-carbamic acid methyl ester;

(5-*tert*-Butyl-3-{3-[4-(2-dimethylaminomethyl-pyridin-4-yloxy)-naphthalen-1-yl]-ureido}-2-methoxy-phenyl)-carbamic acid methyl ester;

(5-*tert*-Butyl-3-{3-[4-(2-dimethylcarbamoyl-pyridin-4-yloxy)-naphthalen-1-yl]-ureido}-2-methoxy-phenyl)-carbamic acid methyl ester;

(5-*tert*-Butyl-3-{3-[4-(2-diethylaminomethyl-pyridin-4-yloxy)-naphthalen-1-yl]-ureido}-2-methoxy-phenyl)-carbamic acid methyl ester;

(5-*tert*-Butyl-3-{3-[4-(2-diethylcarbamoyl-pyridin-4-yloxy)-naphthalen-1-yl]-ureido}-2-methoxy-phenyl)-carbamic acid methyl ester;

*N*-[5-*tert*-Butyl-3-(3-{4-[2-(1-dimethylamino-ethyl)-pyridin-4-yloxy]-naphthalen-1-yl}-ureido)-2-methoxy-phenyl]-methanesulfonamide;

[5-*tert*-Butyl-3-(3-{4-[2-(1-dimethylamino-ethyl)-pyridin-4-yloxy]-naphthalen-1-yl}-ureido)-2-methoxy-phenyl]-carbamic acid methyl ester;

(5-*tert*-Butyl-2-methoxy-3-{3-[4-(2-pyrrolidin-1-ylmethyl-pyridin-4-yloxy)-naphthalen-1-yl]-ureido}-phenyl)-carbamic acid methyl ester;

[5-*tert*-Butyl-2-methoxy-3-(3-{4-[2-(pyrrolidine-1-carbonyl)-pyridin-4-yloxy]-naphthalen-1-yl}-ureido)-phenyl]-carbamic acid methyl ester;

(5-*tert*-Butyl-2-methoxy-3-{3-[4-(2-piperidin-1-ylmethyl-pyridin-4-yloxy)-naphthalen-1-yl]-ureido}-phenyl)-carbamic acid methyl ester;

[5-*tert*-Butyl-2-methoxy-3-(3-{4-[2-(piperidine-1-carbonyl)-pyridin-4-yloxy]-naphthalen-1-yl}-ureido)-phenyl]-carbamic acid methyl ester;

[5-*tert*-Butyl-3-(3-{4-[2-(3R-hydroxy-pyrrolidin-1-ylmethyl)-pyridin-4-yloxy]-naphthalen-1-yl}-ureido)-2-methoxy-phenyl]-carbamic acid methyl ester;

[5-*tert*-Butyl-3-(3-{4-[2-(3*S*-hydroxy-pyrrolidin-1-ylmethyl)-pyridin-4-yloxy]-naphthalen-1-yl}-ureido)-2-methoxy-phenyl]-carbamic acid methyl ester;

[5-*tert*-Butyl-3-(3-{4-[2-(4-hydroxy-piperidin-1-ylmethyl)-pyridin-4-yloxy]-naphthalen-1-yl}-ureido)-2-methoxy-phenyl]-carbamic acid methyl ester;

[5-*tert*-Butyl-2-methoxy-3-(3-{4-[2-(4-methyl-piperazin-1-ylmethyl)-pyridin-4-yloxy]-naphthalen-1-yl}-ureido)-phenyl]-carbamic acid methyl ester;

[5-*tert*-Butyl-2-methoxy-3-(3-{4-[2-(4-methyl-piperazine-1-carbonyl)-pyridin-4-yloxy]-naphthalen-1-yl}-ureido)-phenyl]-carbamic acid methyl ester;

[3-(3-{4-[2-(4-Acetyl-piperazin-1-ylmethyl)-pyridin-4-yloxy]-naphthalen-1-yl}-ureido)-5-*tert*-butyl-2-methoxy-phenyl]-carbamic acid methyl ester;

[3-(3-{4-[2-(4-Acetyl-piperazine-1-carbonyl)-pyridin-4-yloxy]-naphthalen-1-yl}-ureido)-5-*tert*-butyl-2-methoxy-phenyl]-carbamic acid methyl ester;

[5-*tert*-Butyl-3-(3-{4-[2-(4-ethylcarbamoyl-piperazin-1-ylmethyl)-pyridin-4-yloxy]-naphthalen-1-yl}-ureido)-2-methoxy-phenyl]-carbamic acid methyl ester;

[5-*tert*-Butyl-3-(3-{4-[2-(4-ethylcarbamoyl-piperazine-1-carbonyl)-pyridin-4-yloxy]-naphthalen-1-yl}-ureido)-2-methoxy-phenyl]-carbamic acid methyl ester;

4-(4-{4-[3-(5-*tert*-Butyl-2-methoxy-3-methoxycarbonylamino-phenyl)-ureido]-naphthalen-1-yloxy}-pyridine-2-carbonyl)-piperazine-1-carboxylic acid *tert*-butyl ester;

[5-*tert*-Butyl-3-(3-{4-[2-(4-ethyl-piperazin-1-ylmethyl)-pyridin-4-yloxy]-naphthalen-1-yl}-ureido)-2-methoxy-phenyl]-carbamic acid methyl ester;

[5-*tert*-Butyl-3-(3-{4-[2-(4-ethyl-piperazine-1-carbonyl)-pyridin-4-yloxy]-naphthalen-1-yl}-ureido)-2-methoxy-phenyl]-carbamic acid methyl ester;



[5-*tert*-Butyl-3-(3-{4-[2-(2,6-dimethyl-morpholin-4-ylmethyl)-pyridin-4-yloxy]-naphthalen-1-yl}-ureido)-2-methoxy-phenyl]-carbamic acid methyl ester;

[5-*tert*-Butyl-3-(3-{4-[2-(2,6-dimethyl-morpholine-4-carbonyl)-pyridin-4-yloxy]-naphthalen-1-yl}-ureido)-2-methoxy-phenyl]-carbamic acid methyl ester;

[5-*tert*-Butyl-3-(3-{4-[2-(3-ethyl-piperazine-1-carbonyl)-pyridin-4-yloxy]-naphthalen-1-yl}-ureido)-2-methoxy-phenyl]-carbamic acid methyl ester;

[5-*tert*-Butyl-3-(3-{4-[2-(3-ethyl-4-methyl-piperazin-1-ylmethyl)-pyridin-4-yloxy]-naphthalen-1-yl}-ureido)-2-methoxy-phenyl]-carbamic acid methyl ester;

[3-(3-{4-[2-(4-Acetyl-3-ethyl-piperazin-1-ylmethyl)-pyridin-4-yloxy]-naphthalen-1-yl}-ureido)-5-*tert*-butyl-2-methoxy-phenyl]-carbamic acid methyl ester;

[3-(3-{4-[2-(4-Acetyl-3-ethyl-piperazine-1-carbonyl)-pyridin-4-yloxy]-naphthalen-1-yl}-ureido)-5-*tert*-butyl-2-methoxy-phenyl]-carbamic acid methyl ester;

[5-*tert*-Butyl-3-(3-{4-[2-(3-ethyl-4-ethylcarbamoyl-piperazin-1-ylmethyl)-pyridin-4-yloxy]-naphthalen-1-yl}-ureido)-2-methoxy-phenyl]-carbamic acid methyl ester;

[5-*tert*-Butyl-3-(3-{4-[2-(3-ethyl-4-ethylcarbamoyl-piperazine-1-carbonyl)-pyridin-4-yloxy]-naphthalen-1-yl}-ureido)-2-methoxy-phenyl]-carbamic acid methyl ester;

4-(4-{4-[3-(5-*tert*-Butyl-2-methoxy-3-methoxycarbonylamino-phenyl)-ureido]-naphthalen-1-yloxy}-pyridin-2-ylmethyl)-2-ethyl-piperazine-1-carboxylic acid *tert*-butyl ester;

4-(4-{4-[3-(5-*tert*-Butyl-2-methoxy-3-methoxycarbonylamino-phenyl)-ureido]-naphthalen-1-yloxy}-pyridine-2-carbonyl)-2-ethyl-piperazine-1-carboxylic acid *tert*-butyl ester;

(5-*tert*-Butyl-2-methoxy-3-{3-[4-(2-oxazol-5-yl-pyridin-4-yloxy)-naphthalen-1-yl]-ureido}-phenyl)-carbamic acid methyl ester;

[5-*tert*-Butyl-2-methoxy-3-(3-{4-[2-(4-methyl-oxazol-5-yl)-pyridin-4-yloxy]-naphthalen-1-yl}-ureido)-phenyl]-carbamic acid methyl ester;

[5-*tert*-Butyl-3-(3-{4-[2-(3*H*-imidazol-4-yl)-pyridin-4-yloxy]-naphthalen-1-yl}-ureido)-2-methoxy-phenyl]-carbamic acid methyl ester;

[5-*tert*-Butyl-2-methoxy-3-(3-{4-[2-(3-methyl-3*H*-imidazol-4-yl)-pyridin-4-yloxy]-naphthalen-1-yl}-ureido)-phenyl]-carbamic acid methyl ester;

[3-(3-{4-[2-(3-Benzyl-3*H*-imidazol-4-yl)-pyridin-4-yloxy]-naphthalen-1-yl}-ureido)-5-*tert*-butyl-2-methoxy-phenyl]-carbamic acid methyl ester;

{5-*tert*-Butyl-2-methoxy-3-[3-(4-{2-[3-(2-morpholin-4-yl-ethyl)-3*H*-imidazol-4-yl]-pyridin-4-yloxy}-naphthalen-1-yl)-ureido]-phenyl}-carbamic acid methyl ester;

[5-*tert*-Butyl-2-methoxy-3-(3-{4-[2-(4-methyl-thiazol-2-yl)-pyridin-4-yloxy]-naphthalen-1-yl}-ureido)-phenyl]-carbamic acid methyl ester;

[5-*tert*-Butyl-2-methoxy-3-(3-{4-[2-(4-phenyl-thiazol-2-yl)-pyridin-4-yloxy]-naphthalen-1-yl}-ureido)-phenyl]-carbamic acid methyl ester;

2-(4-{4-[3-(5-*tert*-Butyl-2-methoxy-3-methoxycarbonylamino-phenyl)-ureido]-naphthalen-1-yloxy}-pyridin-2-yl)-thiazole-4-carboxylic acid ethyl ester;

[5-*tert*-Butyl-2-methoxy-3-(3-{4-[2-(4-methylcarbamoyl-thiazol-2-yl)-pyridin-4-yloxy]-naphthalen-1-yl}-ureido)-phenyl]-carbamic acid methyl ester;

[5-*tert*-Butyl-3-(3-{4-[2-(4-dimethylcarbamoyl-thiazol-2-yl)-pyridin-4-yloxy]-naphthalen-1-yl}-ureido)-2-methoxy-phenyl]-carbamic acid methyl ester;

{5-*tert*-Butyl-3-[3-(4-{2-[4-(2-diethylamino-ethylcarbamoyl)-thiazol-2-yl]-pyridin-4-yloxy}-naphthalen-1-yl)-ureido]-2-methoxy-phenyl}-carbamic acid methyl ester;

[5-*tert*-Butyl-3-(3-{4-[2-(4-dimethylaminomethyl-thiazol-2-yl)-pyridin-4-yloxy]-naphthalen-1-yl}-ureido)-2-methoxy-phenyl]-carbamic acid methyl ester;

[5-*tert*-Butyl-2-methoxy-3-(3-{4-[2-(4-pyrrolidin-1-ylmethyl-thiazol-2-yl)-pyridin-4-yloxy]-naphthalen-1-yl}-ureido)-phenyl]-carbamic acid methyl ester;

[5-*tert*-Butyl-2-methoxy-3-(3-{4-[2-(4-morpholin-4-ylmethyl-thiazol-2-yl)-pyridin-4-yloxy]-naphthalen-1-yl}-ureido)-phenyl]-carbamic acid methyl ester;

*N*-[5-*tert*-Butyl-2-methoxy-3-(3-{4-[2-(pyridin-4-yloxy)-pyridin-4-yloxy]-naphthalen-1-yl}-ureido)-phenyl]-methanesulfonamide;

*N*-(5-*tert*-Butyl-2-methoxy-3-{3-[4-(2-phenoxy-pyridin-4-yloxy)-naphthalen-1-yl]-ureido}-phenyl)-methanesulfonamide;

(5-*tert*-Butyl-2-methoxy-3-{3-[4-(2-phenoxy-pyridin-4-yloxy)-naphthalen-1-yl]-ureido}-phenyl)-carbamic acid methyl ester;

[5-*tert*-Butyl-2-methoxy-3-(3-{4-[2-(pyridin-4-yloxy)-pyridin-4-yloxy]-naphthalen-1-yl}-ureido)-phenyl]-carbamic acid methyl ester;

[5-*tert*-Butyl-3-(3-{4-[2-(1-hydroxy-ethyl)-pyridin-4-yloxy]-naphthalen-1-yl}-ureido)-2-methoxy-phenyl]-carbamic acid methyl ester;

[5-*tert*-Butyl-3-(3-{4-[2-(hydroxy-phenyl-methyl)-pyridin-4-yloxy]-naphthalen-1-yl}-ureido)-2-methoxy-phenyl]-carbamic acid methyl ester;

*N*-[5-*tert*-Butyl-3-(3-{4-[2-(hydroxy-phenyl-methyl)-pyridin-4-yloxy]-naphthalen-1-yl}-ureido)-2-methoxy-phenyl]-methanesulfonamide;

*N*-[5-*tert*-Butyl-3-(3-{4-[2-(1-hydroxy-ethyl)-pyridin-4-yloxy]-naphthalen-1-yl}-ureido)-2-methoxy-phenyl]-methanesulfonamide;

[5-*tert*-Butyl-3-(3-{4-[2-(3-diethylamino-propenyl)-pyridin-4-yloxy]-naphthalen-1-yl}-ureido)-2-methoxy-phenyl]-carbamic acid methyl ester;

[5-*tert*-Butyl-2-methoxy-3-(3-{4-[2-(3-morpholin-4-yl-propenyl)-pyridin-4-yloxy]-naphthalen-1-yl}-ureido)-phenyl]-carbamic acid methyl ester;

[5-*tert*-Butyl-2-methoxy-3-(3-{4-[2-(3-pyrrolidin-1-yl-propenyl)-pyridin-4-yloxy]-naphthalen-1-yl}-ureido)-phenyl]-carbamic acid methyl ester;

*N*-[5-*tert*-Butyl-3-(3-{4-[2-(3-diethylamino-propenyl)-pyridin-4-yloxy]-naphthalen-1-yl}-ureido)-2-methoxy-phenyl]-methanesulfonamide;

*N*-[5-*tert*-Butyl-2-methoxy-3-(3-{4-[2-(3-morpholin-4-yl-propenyl)-pyridin-4-yloxy]-naphthalen-1-yl}-ureido)-phenyl]-methanesulfonamide;

*N*-[5-*tert*-Butyl-2-methoxy-3-(3-{4-[2-(3-pyrrolidin-1-yl-propenyl)-pyridin-4-yloxy]-naphthalen-1-yl}-ureido)-phenyl]-methanesulfonamide;

3-{4-[3-(5-*tert*-Butyl-3-methanesulfonylamino-2-methoxy-phenyl)-ureido]-naphthalen-1-yloxy}-*N*-methyl-benzamide;

3-{4-[3-(5-*tert*-Butyl-3-methanesulfonylamino-2-methoxy-phenyl)-ureido]-naphthalen-1-yloxy}-*N,N*-dimethyl-benzamide;

(5-*tert*-Butyl-2-methoxy-3-{3-[4-(3-methylcarbamoyl-phenoxy)-naphthalen-1-yl]-ureido}-phenyl)-carbamic acid methyl ester;

(5-*tert*-Butyl-3-{3-[4-(3-dimethylcarbamoyl-phenoxy)-naphthalen-1-yl]-ureido}-2-methoxy-phenyl)-carbamic acid methyl ester;

(5-*tert*-Butyl-2-methoxy-3-{3-[4-(3-oxazol-5-yl-phenoxy)-naphthalen-1-yl]-ureido}-phenyl)-carbamic acid methyl ester;

[5-*tert*-Butyl-2-methoxy-3-(3-{4-[3-(4-methyl-oxazol-5-yl)-phenoxy]-naphthalen-1-yl}-ureido)-phenyl]-carbamic acid methyl ester;

*N*-(5-*tert*-Butyl-2-methoxy-3-{3-[4-(3-oxazol-5-yl)-phenoxy]-naphthalen-1-yl}-ureido)-phenyl)-methanesulfonamide;

*N*-[5-*tert*-Butyl-2-methoxy-3-(3-{4-[3-(4-methyl-oxazol-5-yl)-phenoxy]-naphthalen-1-yl}-ureido)-phenyl]-methanesulfonamide;

*N*-(5-*tert*-Butyl-3-{3-[4-(2-dimethylaminomethyl-pyridin-4-yl)-methyl]naphthalen-1-yl}ureido)-2-methoxyphenyl)methanesulfonamide and

*N*-(5-*tert*-Butyl-3-{3-[4-(2-methanesulfinyl-pyrimidin-4-yloxy)-naphthalen-1-yl]-ureido)-2-methoxy-phenyl)-methanesulfonamide;

*N*-(5-*tert*-Butyl-3-{3-[4-(2-methanesulfonyl-pyrimidin-4-yloxy)-naphthalen-1-yl]-ureido)-2-methoxy-phenyl)-methanesulfonamide;

*N*-(3-{3-[4-(2-Amino-pyrimidin-4-yloxy)-naphthalen-1-yl]-ureido)-5-*tert*-butyl-2-methoxy-phenyl)-methanesulfonamide;

*N*-[5-*tert*-Butyl-3-(3-{4-[2-(cyclopropylmethyl-amino)-pyrimidin-4-yloxy]-naphthalen-1-yl}-ureido)-2-methoxy-phenyl]-methanesulfonamide;

*N*-(3-{3-[4-(2-Benzylamino-pyrimidin-4-yloxy)-naphthalen-1-yl]-ureido)-5-*tert*-butyl-2-methoxy-phenyl)-methanesulfonamide;

*N*-[5-*tert*-Butyl-2-methoxy-3-(3-{4-[2-(1-(*R*)-phenyl-ethylamino)-pyrimidin-4-yloxy]-naphthalen-1-yl}-ureido)-phenyl]-methanesulfonamide;

N-[5-tert-Butyl-2-methoxy-3-(3-{4-[2-(1-(S)-phenyl-ethylamino)-pyrimidin-4-yloxy]-naphthalen-1-yl}-ureido)-phenyl]-methanesulfonamide;

N-(5-tert-Butyl-3-{3-[4-(2-isobutylamino-pyrimidin-4-yloxy)-naphthalen-1-yl]-ureido}-2-methoxy-phenyl)-methanesulfonamide;

N-(5-tert-Butyl-2-methoxy-3-{3-[4-(2-methylamino-pyrimidin-4-yloxy)-naphthalen-1-yl]-ureido}-phenyl)-methanesulfonamide

N-(5-tert-Butyl-3-{3-[4-(2-ethylamino-pyrimidin-4-yloxy)-naphthalen-1-yl]-ureido}-2-methoxy-phenyl)-methanesulfonamide;

N-(5-tert-Butyl-3-{3-[4-(2-isopropylamino-pyrimidin-4-yloxy)-naphthalen-1-yl]-ureido}-2-methoxy-phenyl)-methanesulfonamide;

N-(5-tert-Butyl-2-methoxy-3-{3-[4-(2-propylamino-pyrimidin-4-yloxy)-naphthalen-1-yl]-ureido}-phenyl)-methanesulfonamide

N-[5-tert-Butyl-3-(3-{4-[2-(cyclopentylmethyl-amino)-pyrimidin-4-yloxy]-naphthalen-1-yl}-ureido)-2-methoxy-phenyl]-methanesulfonamide;

N-{5-tert-Butyl-2-methoxy-3-[3-(4-{2-[(thiophen-2-ylmethyl)-amino]-pyrimidin-4-yloxy}-naphthalen-1-yl)-ureido]-phenyl}-methanesulfonamide;

N-{5-tert-Butyl-3-[3-(4-{2-[(furan-2-ylmethyl)-amino]-pyrimidin-4-yloxy}-naphthalen-1-yl)-ureido]-2-methoxy-phenyl}-methanesulfonamide;

N-{5-tert-Butyl-2-methoxy-3-[3-(4-{2-[(tetrahydro-furan-2-ylmethyl)-amino]-pyrimidin-4-yloxy}-naphthalen-1-yl)-ureido]-phenyl}-methanesulfonamide;

N-[5-tert-Butyl-2-methoxy-3-(3-{4-[2-(2-methoxy-ethylamino)-pyrimidin-4-yloxy]-naphthalen-1-yl}-ureido)-phenyl]-methanesulfonamide;

N-(5-tert-Butyl-3-{3-[4-(2-butylamino-pyrimidin-4-yloxy)-naphthalen-1-yl]-ureido}-2-methoxy-phenyl)-methanesulfonamide;

N-(5-tert-Butyl-2-methoxy-3-{3-[4-(2-phenethylamino-pyrimidin-4-yloxy)-naphthalen-1-yl]-ureido}-phenyl)-methanesulfonamide;

N-{5-tert-Butyl-2-methoxy-3-[3-(4-{2-[(pyridin-2-ylmethyl)-amino]-pyrimidin-4-yloxy}-naphthalen-1-yl)-ureido]-phenyl}-methanesulfonamide;

N-{5-tert-Butyl-2-methoxy-3-[3-(4-{2-[(pyridin-3-ylmethyl)-amino]-pyrimidin-4-yloxy}-naphthalen-1-yl)-ureido]-phenyl}-methanesulfonamide;

N-(5-tert-Butyl-3-{3-[4-(2-cyclopentylamino-pyrimidin-4-yloxy)-naphthalen-1-yl]-ureido}-2-methoxy-phenyl)-methanesulfonamide;

N-(5-tert-Butyl-3-{3-[4-(2-cyclohexylamino-pyrimidin-4-yloxy)-naphthalen-1-yl]-ureido}-2-methoxy-phenyl)-methanesulfonamide;

N-(5-tert-Butyl-2-methoxy-3-{3-[4-(2-morpholin-4-yl-pyrimidin-4-yloxy)-naphthalen-1-yl]-ureido}-phenyl)-methanesulfonamide;

N-(5-tert-Butyl-3-{3-[4-(2-dimethylamino-pyrimidin-4-yloxy)-naphthalen-1-yl]-ureido}-2-methoxy-phenyl)-methanesulfonamide;

N-[3-(3-{4-[2-(Benzyl-methyl-amino)-pyrimidin-4-yloxy]-naphthalen-1-yl}-ureido)-5-tert-butyl-2-methoxy-phenyl]-methanesulfonamide

N-{5-tert-Butyl-2-methoxy-3-[3-(4-{2-[(pyridin-4-ylmethyl)-amino]-pyrimidin-4-yloxy}-naphthalen-1-yl)-ureido]-phenyl}-methanesulfonamide

N-(5-tert-Butyl-3-{3-[4-(2-diethylamino-pyrimidin-4-yloxy)-naphthalen-1-yl]-ureido}-2-methoxy-phenyl)-methanesulfonamide;

N-(5-tert-Butyl-2-methoxy-3-{3-[4-(2-phenylamino-pyrimidin-4-yloxy)-naphthalen-1-yl]-ureido}-phenyl)-methanesulfonamide;

N-(5-tert-Butyl-2-methoxy-3-{3-[4-(2-pyrrolidin-1-yl-pyrimidin-4-yloxy)-naphthalen-1-yl]-ureido}-phenyl)-methanesulfonamide;

(3-{3-[4-(2-Benzylamino-pyrimidin-4-yloxy)-naphthalen-1-yl]-ureido}-5-tert-butyl-2-methoxy-phenyl)-carbamic acid methyl ester;

[5-tert-Butyl-2-methoxy-3-(3-{4-[2-(1-(R)-phenyl-ethylamino)-pyrimidin-4-yloxy]-naphthalen-1-yl}-ureido)-phenyl]-carbamic acid methyl ester;

[5-tert-Butyl-2-methoxy-3-(3-{4-[2-(1-(S)-phenyl-ethylamino)-pyrimidin-4-yloxy]-naphthalen-1-yl}-ureido)-phenyl]-carbamic acid methyl ester;

[5-tert-Butyl-3-(3-{4-[2-(cyclopropylmethyl-amino)-pyrimidin-4-yloxy]-naphthalen-1-yl}-ureido)-2-methoxy-phenyl]-carbamic acid methyl ester;

{5-tert-Butyl-2-methoxy-3-[3-(4-{2-[(tetrahydro-furan-2-ylmethyl)-amino]-pyrimidin-4-yloxy}-naphthalen-1-yl)-ureido]-phenyl}-carbamic acid methyl ester;

(3-{3-[4-(2-Amino-pyrimidin-4-yloxy)-naphthalen-1-yl]-ureido}-5-tert-butyl-2-methoxy-phenyl)-carbamic acid methyl ester;



1-[4-(2-Amino-pyrimidin-4-yloxy)-naphthalen-1-yl]-3-[5-tert-butyl-3-(4,5-dihydro-oxazol-2-ylamino)-2-methoxy-phenyl]-urea;

1-[5-tert-Butyl-3-(4,5-dihydro-oxazol-2-ylamino)-2-methoxy-phenyl]-3-{4-[2-(1-phenyl-ethylamino)-pyrimidin-4-yloxy]-naphthalen-1-yl}-urea;

N-[5-tert-Butyl-2-methoxy-3-(3-{4-[2-(2-methoxy-ethylamino)-6-methyl-pyrimidin-4-yloxy]-naphthalen-1-yl}-ureido)-phenyl]-methanesulfonamide;

N-[5-tert-Butyl-3-(3-{4-[2-(2-dimethylamino-ethylamino)-6-methyl-pyrimidin-4-yloxy]-naphthalen-1-yl}-ureido)-2-methoxy-phenyl]-methanesulfonamide;

N-[5-tert-Butyl-2-methoxy-3-(3-{4-[6-methyl-2-(2-pyrrolidin-1-yl-ethylamino)-pyrimidin-4-yloxy]-naphthalen-1-yl}-ureido)-phenyl]-methanesulfonamide;

N-[5-tert-Butyl-2-methoxy-3-(3-{4-[6-methyl-2-(2-morpholin-4-yl-ethylamino)-pyrimidin-4-yloxy]-naphthalen-1-yl}-ureido)-phenyl]-methanesulfonamide;

N-(5-tert-Butyl-2-methoxy-3-{3-[4-(6-methyl-2-pyrrolidin-1-yl-pyrimidin-4-yloxy)-naphthalen-1-yl]-ureido}-phenyl)-methanesulfonamide;

N-[5-tert-Butyl-3-(3-{4-[2-(2-dimethylamino-ethoxy)-6-methyl-pyrimidin-4-yloxy]-naphthalen-1-yl}-ureido)-2-methoxy-phenyl]-methanesulfonamide;

N-(5-tert-Butyl-2-methoxy-3-{3-[4-(2-phenoxy-pyrimidin-4-yloxy)-naphthalen-1-yl]-ureido}-phenyl)-methanesulfonamide;

N-(5-tert-Butyl-3-{3-[4-(2-isopropylamino-6-methyl-pyrimidin-4-yloxy)-naphthalen-1-yl]-ureido}-2-methoxy-phenyl)-methanesulfonamide;

N-(5-tert-Butyl-3-{3-[4-(2-methanesulfonylamino-6-methyl-pyrimidin-4-yloxy)-naphthalen-1-yl]-ureido}-2-methoxy-phenyl)-methanesulfonamide;

N-(5-tert-Butyl-3-{3-[4-(2-isobutylamino-6-methyl-pyrimidin-4-yloxy)-naphthalen-1-yl]-ureido}-2-methoxy-phenyl)-methanesulfonamide;

N-{5-tert-Butyl-2-methoxy-3-[3-(4-{6-methyl-2-[(tetrahydro-furan-2-ylmethyl)-amino]-pyrimidin-4-yloxy}-naphthalen-1-yl)-ureido]-phenyl}-methanesulfonamide;

N-(5-tert-Butyl-2-methoxy-3-{3-[4-(6-methyl-2-methylamino-pyrimidin-4-yloxy)-naphthalen-1-yl]-ureido}-phenyl)-methanesulfonamide;

N-(5-tert-Butyl-2-methoxy-3-{3-[4-(4-methylamino-[1,3,5]triazin-2-yloxy)-naphthalen-1-yl]-ureido}-phenyl)-methanesulfonamide;

N-(5-tert-Butyl-3-{3-[4-(4-dimethylamino-[1,3,5]triazin-2-yloxy)-naphthalen-1-yl]-ureido}-2-methoxy-phenyl)-methanesulfonamide;

N-(5-tert-Butyl-3-{3-[4-(4-ethylamino-[1,3,5]triazin-2-yloxy)-naphthalen-1-yl]-ureido}-2-methoxy-phenyl)-methanesulfonamide;

N-(5-tert-Butyl-3-{3-[4-(4-isobutylamino-[1,3,5]triazin-2-yloxy)-naphthalen-1-yl]-ureido}-2-methoxy-phenyl)-methanesulfonamide;

N-(3-{3-[4-(4-Benzylamino-[1,3,5]triazin-2-yloxy)-naphthalen-1-yl]-ureido}-5-tert-butyl-2-methoxy-phenyl)-methanesulfonamide;

(R)-N-[5-tert-Butyl-2-methoxy-3-(3-{4-[4-(1-phenyl-ethylamino)-[1,3,5]triazin-2-yloxy]-naphthalen-1-yl}-ureido)-phenyl]-methanesulfonamide;

(S)-N-[5-tert-Butyl-2-methoxy-3-(3-{4-[4-(1-phenyl-ethylamino)-[1,3,5]triazin-2-yloxy]-naphthalen-1-yl}-ureido)-phenyl]-methanesulfonamide;

N-[5-tert-Butyl-2-methoxy-3-(3-{4-[4-(2-morpholin-4-yl-ethylamino)-[1,3,5]triazin-2-yloxy]-naphthalen-1-yl}-ureido)-phenyl]-methanesulfonamide;

N-(5-tert-Butyl-3-{3-[4-(4-dimethylamino-6-methoxy-[1,3,5]triazin-2-yloxy)-naphthalen-1-yl]-ureido}-2-methoxy-phenyl)-methanesulfonamide;

N-(5-tert-Butyl-2-methoxy-3-{3-[4-(4-methoxy-6-pyrrolidin-1-yl-[1,3,5]triazin-2-yloxy)-naphthalen-1-yl]-ureido}-phenyl)-methanesulfonamide;

N-(5-tert-Butyl-3-{3-[4-(4-ethoxy-6-methylamino-[1,3,5]triazin-2-yloxy)-naphthalen-1-yl]-ureido}-2-methoxy-phenyl)-methanesulfonamide;

N-(5-tert-Butyl-3-{3-[4-(4-isobutylamino-6-methoxy-[1,3,5]triazin-2-yloxy)-naphthalen-1-yl]-ureido}-2-methoxy-phenyl)-methanesulfonamide;

N-(3-{3-[4-(4-Benzylamino-6-methoxy-[1,3,5]triazin-2-yloxy)-naphthalen-1-yl]-ureido}-5-tert-butyl-2-methoxy-phenyl)-methanesulfonamide;

N-(5-tert-Butyl-3-{3-[4-(4-isopropylamino-6-methoxy-[1,3,5]triazin-2-yloxy)-naphthalen-1-yl]-ureido}-2-methoxy-phenyl)-methanesulfonamide;

N-(5-tert-Butyl-3-{3-[4-(4-isopropoxy-6-methylamino-[1,3,5]triazin-2-yloxy)-naphthalen-1-yl]-ureido}-2-methoxy-phenyl)-methanesulfonamide;

N-[5-tert-Butyl-3-(3-{4-[4-(2-dimethylamino-ethoxy)-6-methoxy-[1,3,5]triazin-2-yloxy]-naphthalen-1-yl}-ureido)-2-methoxy-phenyl]-methanesulfonamide;

N-[5-tert-Butyl-3-(3-{4-[4-(2-dimethylamino-ethylamino)-6-methoxy-[1,3,5]triazin-2-yloxy]-naphthalen-1-yl}-ureido)-2-methoxy-phenyl]-methanesulfonamide;

N-[5-tert-Butyl-2-methoxy-3-(3-{4-[4-methoxy-6-(2-pyrrolidin-1-yl-ethylamino)-[1,3,5]triazin-2-yloxy]-naphthalen-1-yl}-ureido)-phenyl]-methanesulfonamide;

N-[5-tert-Butyl-2-methoxy-3-(3-{4-[4-methoxy-6-(2-morpholin-4-yl-ethylamino)-[1,3,5]triazin-2-yloxy]-naphthalen-1-yl}-ureido)-phenyl]-methanesulfonamide;

N-[5-tert-Butyl-2-methoxy-3-(3-{4-[4-methoxy-6-(2-methoxy-ethylamino)-[1,3,5]triazin-2-yloxy]-naphthalen-1-yl}-ureido)-phenyl]-methanesulfonamide;

(4-{4-[3-(5-tert-Butyl-2-methoxy-3-methoxycarbonylamino-phenyl)-ureido]-naphthalene-1-carbonyl}-6-hydroxymethyl-6-methyl-morpholin-2-yl)-acetic acid methyl ester;

(4-{4-[3-(5-tert-Butyl-3-methanesulfonylamino-2-methoxy-phenyl)-ureido]-naphthalene-1-carbonyl}-6-hydroxymethyl-6-methyl-morpholin-2-yl)-acetic acid methyl ester;

(4-{4-[3-(5-tert-Butyl-2-methoxy-3-methoxycarbonylamino-phenyl)-ureido]-naphthalene-1-carbonyl}-6-hydroxymethyl-6-phenyl-morpholin-2-yl)-acetic acid methyl ester;

(4-{4-[3-(5-tert-Butyl-3-methanesulfonylamino-2-methoxy-phenyl)-ureido]-naphthalene-1-carbonyl}-6-hydroxymethyl-6-phenyl-morpholin-2-yl)-acetic acid methyl ester;

[5-tert-Butyl-3-(3-{4-[2-(2-hydroxy-ethyl)-2-phenyl-morpholine-4-carbonyl]-naphthalen-1-yl}-ureido)-2-methoxy-phenyl]-carbamic acid methyl ester;

[5-*tert*-Butyl-3-(3-{4-[2-(2-hydroxy-ethyl)-2-phenyl-morpholine-4-carbonyl]-naphthalen-1-yl}-ureido)-2-methoxy-phenyl]-methanesulfonamide;

(4-{4-[3-(5-*tert*-Butyl-2-methoxy-3-methoxycarbonylamino-phenyl)-ureido]-naphthalene-1-carbonyl}-6-phenyl-morpholin-2-yl)-acetic acid methyl ester;

(4-{4-[3-(5-*tert*-Butyl-2-methoxy-3-methoxycarbonylamino-phenyl)-ureido]-naphthalene-1-carbonyl}-6-phenyl-morpholin-2-yl)-methanesulfonamide;

[5-*tert*-Butyl-2-methoxy-3-(3-{4-[2-phenyl-6-(1H-pyrrol-3-yl)-morpholine-4-carbonyl]-naphthalen-1-yl}-ureido)-phenyl]-carbamic acid methyl ester;

[5-*tert*-Butyl-2-methoxy-3-(3-{4-[2-phenyl-6-(1H-indol-3-yl)-morpholine-4-carbonyl]-naphthalen-1-yl}-ureido)-phenyl]-methanesulfonamide;

[5-*tert*-Butyl-2-methoxy-3-(3-{4-[2-phenyl-6-(1H-indol-3-yl)-morpholine-4-carbonyl]-naphthalen-1-yl}-ureido)-phenyl]-carbamic acid methyl ester;

[5-*tert*-Butyl-2-methoxy-3-(3-{4-[2-phenyl-6-(1H-pyrrol-3-yl)-morpholine-4-carbonyl]-naphthalen-1-yl}-ureido)-phenyl]-methanesulfonamide;

(5-*tert*-Butyl-3-{3-[4-(6,7-diphenoxy-8-oxa-3-aza-bicyclo[3.2.1]octane-3-carbonyl)-naphthalen-1-yl]-ureido}-2-methoxy-phenyl)-carbamic acid methyl ester;

(5-*tert*-Butyl-3-{3-[4-(6,7-diphenoxy-8-oxa-3-aza-bicyclo[3.2.1]octane-3-carbonyl)-naphthalen-1-yl]-ureido}-2-methoxy-phenyl)-methanesulfonamide;

N-(5-*tert*-Butyl-2-methoxy-3-{3-[4-(2-phenyl-1-pyridin-4-yl-ethyl)naphthalen-1-yl]ureido}phenyl)methanesulfonamide;

N-(5-*tert*-Butyl-2-methoxy-3-{3-[4-(2-phenyl-1-(2-dimethylaminomethyl)pyridin-4-yl-ethyl)naphthalen-1-yl]ureido}phenyl)methanesulfonamide;

N-[5-*tert*-Butyl-2-methoxy-3-(3-{4-[(1-methylpiperidin-4-yl)-tetrahydropyran-4-yl)methyl]naphthalen-1-yl}ureido)phenyl]methanesulfonamide;

N-[5-*tert*-Butyl-2-methoxy-3-(3-{4-[(1-methylpiperidin-4-yl)-(morpholin-4-yl)methyl]naphthalen-1-yl}ureido)phenyl]methanesulfonamide;

N-(5-*tert*-Butyl-2-methoxy-3-{3-[4-(2-phenyl-1-(2-(methylaminocarbonyl)morpholin-4-yl)ethyl)naphthalen-1-yl]ureido}phenyl)methanesulfonamide;

N-[5-*tert*-Butyl-3-(3-{4-[(2-dimethylamino-pyridin-4-yl)-morpholin-4-yl-methyl]naphthalen-1-yl}ureido)-2-methoxyphenyl]methanesulfonamide;

N-[5-*tert*-Butyl-3-(3-{4-[(2-dimethylamino-pyridin-4-yl)-imidazol-1-yl-methyl]naphthalen-1-yl}ureido)-2-methoxyphenyl]methanesulfonamide;

N-(5-*tert*-Butyl-3-{3-[4-(imidazol-1-yl-pyridin-4-yl)methyl]naphthalen-1-yl}ureido)-2-methoxyphenyl)methanesulfonamide;

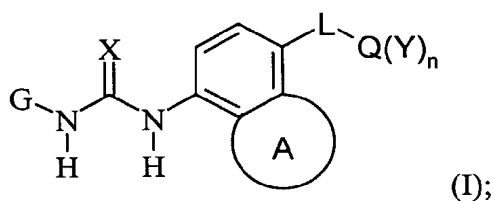
N-(5-*tert*-Butyl-3-{3-[4-(2-dimethylamino-pyridin-4-yl)-methyl]naphthalen-1-yl}ureido)-2-methoxyphenyl]methanesulfonamide;

N-[5-*tert*-Butyl-3-(3-{4-[(2-dimethylaminomethyl-pyridin-4-yl)-piperazin-1-yl-methyl]naphthalen-1-yl}ureido)-2-methoxyphenyl]methanesulfonamide and

the pharmaceutically acceptable derivatives thereof.

32. A pharmaceutical composition comprising a pharmaceutically effective amount of a compound according to claim 1.

33. A method of treating a cytokine mediated disease or condition which comprises administering to a patient in need of such treatment a therapeutically effective amount of a compound according to claim 1.
- 5 34. The method according to claim 33 wherein cytokine mediated disease or condition is selected from rheumatoid arthritis, osteoarthritis, Crohn's disease, ulcerative colitis, multiple sclerosis, Guillain-Barre syndrome, psoriasis, graft versus host disease, systemic lupus erythematosus, diabetes, toxic shock syndrome, Alzheimer's disease, acute and chronic pain, contact dermatitis, atherosclerosis, traumatic arthritis, glomerulonephritis, 10 reperfusion injury, sepsis, bone resorption diseases, chronic obstructive pulmonary disease, congestive heart failure, asthma, stroke, myocardial infarction, thermal injury, adult respiratory distress syndrome (ARDS), multiple organ injury secondary to trauma, dermatoses with acute inflammatory components, acute purulent meningitis, necrotizing enterocolitis and syndromes associated with hemodialysis, leukopherisis and granulocyte 15 transfusion.
35. The method according to claim 34 wherein the disease is selected from rheumatoid arthritis, osteoarthritis, Crohn's disease, psoriasis, ulcerative colitis, osteoporosis, chronic obstructive pulmonary disease and congestive heart failure.
- 20 36. The method according to claim 35 wherein the disease is selected from rheumatoid arthritis, Crohn's disease, psoriasis, chronic obstructive pulmonary disease and congestive heart failure.
37. A method of making a compound of the formula(I):

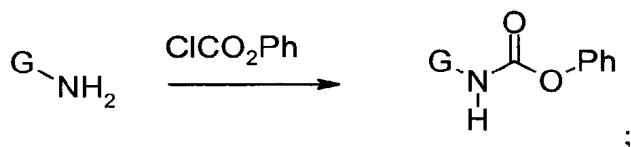


25

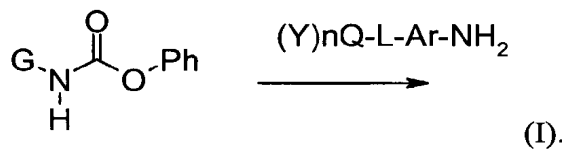
wherein X is O and G, Ar, L, Q, n and Y are as defined in claim 1,

said method comprising:

- 5 a) reacting an arylamine with phenyl chloroformate in a suitable solvent with a suitable base at 0 – 85°C for 2 – 24 hours:



- 10 b) reacting the product of step a) with an arylamine shown below in a non-protic anhydrous at 0 – 110°C for 2 – 24 hours, to produce a compound of the formula (I):



15



## INTERNATIONAL SEARCH REPORT

 II International Application No  
 PCT/US 02/08504

A. CLASSIFICATION OF SUBJECT MATTER		
IPC 7	C07C275/40	C07C311/08
	C07D239/34	C07D265/32
	A61P9/04	A61P17/06
		C07D213/63
		C07D309/36
		A61P19/02
		C07D213/79
		A61K31/17
		A61P19/10
According to International Patent Classification (IPC) or to both national classification and IPC		
B. FIELDS SEARCHED		
Minimum documentation searched (classification system followed by classification symbols)		
IPC 7 C07C C07D A61K A61P		
Documentation searched other than minimum documentation to the extent that such documents are included in the fields searched		
Electronic data base consulted during the international search (name of data base and, where practical, search terms used)		
BEILSTEIN Data, WPI Data, EPO-Internal, PAJ, CHEM ABS Data		
C. DOCUMENTS CONSIDERED TO BE RELEVANT		
Category °	Citation of document, with indication, where appropriate, of the relevant passages	Relevant to claim No.
A	WO 00 41698 A (BAYER) 20 July 2000 (2000-07-20) cited in the application the whole document -----	1-37
<input type="checkbox"/> Further documents are listed in the continuation of box C. <input checked="" type="checkbox"/> Patent family members are listed in annex.		
° Special categories of cited documents :		
*A* document defining the general state of the art which is not considered to be of particular relevance *E* earlier document but published on or after the international filing date *L* document which may throw doubts on priority claim(s) or which is cited to establish the publication date of another citation or other special reason (as specified) *O* document referring to an oral disclosure, use, exhibition or other means *P* document published prior to the international filing date but later than the priority date claimed *T* later document published after the international filing date or priority date and not in conflict with the application but cited to understand the principle or theory underlying the invention *X* document of particular relevance; the claimed invention cannot be considered novel or cannot be considered to involve an inventive step when the document is taken alone *Y* document of particular relevance; the claimed invention cannot be considered to involve an inventive step when the document is combined with one or more other such documents, such combination being obvious to a person skilled in the art. *&* document member of the same patent family		
Date of the actual completion of the international search		Date of mailing of the international search report
19 August 2002		28/08/2002
Name and mailing address of the ISA European Patent Office, P.B. 5818 Patentlaan 2 NL - 2280 HV Rijswijk Tel. (+31-70) 340-2040, Tx. 31 651 epo nl, Fax: (+31-70) 340-3016		Authorized officer  English, R

# INTERNATIONAL SEARCH REPORT

International application No.  
PCT/US 02/08504

## Box I Observations where certain claims were found unsearchable (Continuation of item 1 of first sheet)

This International Search Report has not been established in respect of certain claims under Article 17(2)(a) for the following reasons:

1.  Claims Nos.:  
because they relate to subject matter not required to be searched by this Authority, namely:  

Although claims 33-36 are directed to a method of treatment of the human/animal body, the search has been carried out and based on the alleged effects of the compound/composition.
2.  Claims Nos.:  
because they relate to parts of the International Application that do not comply with the prescribed requirements to such an extent that no meaningful International Search can be carried out, specifically:
3.  Claims Nos.:  
because they are dependent claims and are not drafted in accordance with the second and third sentences of Rule 6.4(a).

## Box II Observations where unity of invention is lacking (Continuation of item 2 of first sheet)

This International Searching Authority found multiple inventions in this international application, as follows:

1.  As all required additional search fees were timely paid by the applicant, this International Search Report covers all searchable claims.
2.  As all searchable claims could be searched without effort justifying an additional fee, this Authority did not invite payment of any additional fee.
3.  As only some of the required additional search fees were timely paid by the applicant, this International Search Report covers only those claims for which fees were paid, specifically claims Nos.:
4.  No required additional search fees were timely paid by the applicant. Consequently, this International Search Report is restricted to the invention first mentioned in the claims; it is covered by claims Nos.:

### Remark on Protest

- The additional search fees were accompanied by the applicant's protest.
- No protest accompanied the payment of additional search fees.

INTERNATIONAL SEARCH REPORT

Information on patent family members

onal Application No

PCT/US 02/08504

Patent document cited in search report	Publication date	Patent family member(s)	Publication date
WO 0041698	A	20-07-2000	AU 2725000 A
			01-08-2000
			EP 1158985 A1
			05-12-2001
			WO 0041698 A1
			20-07-2000
			US 2002065296 A1
			30-05-2002

---